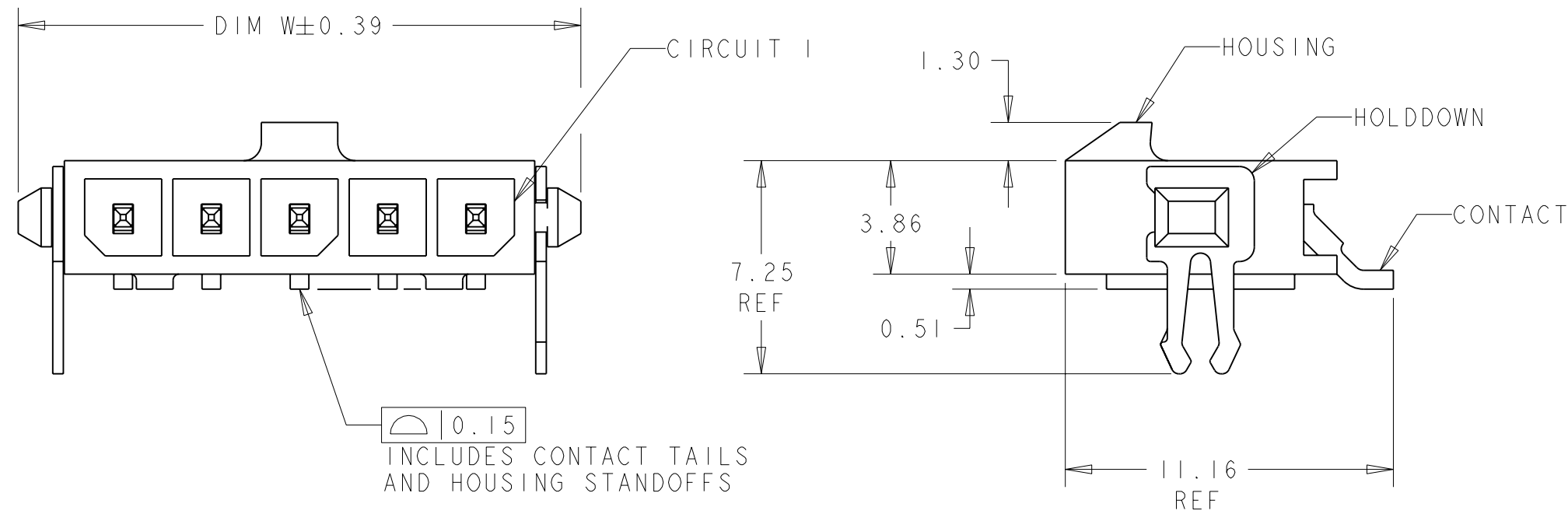
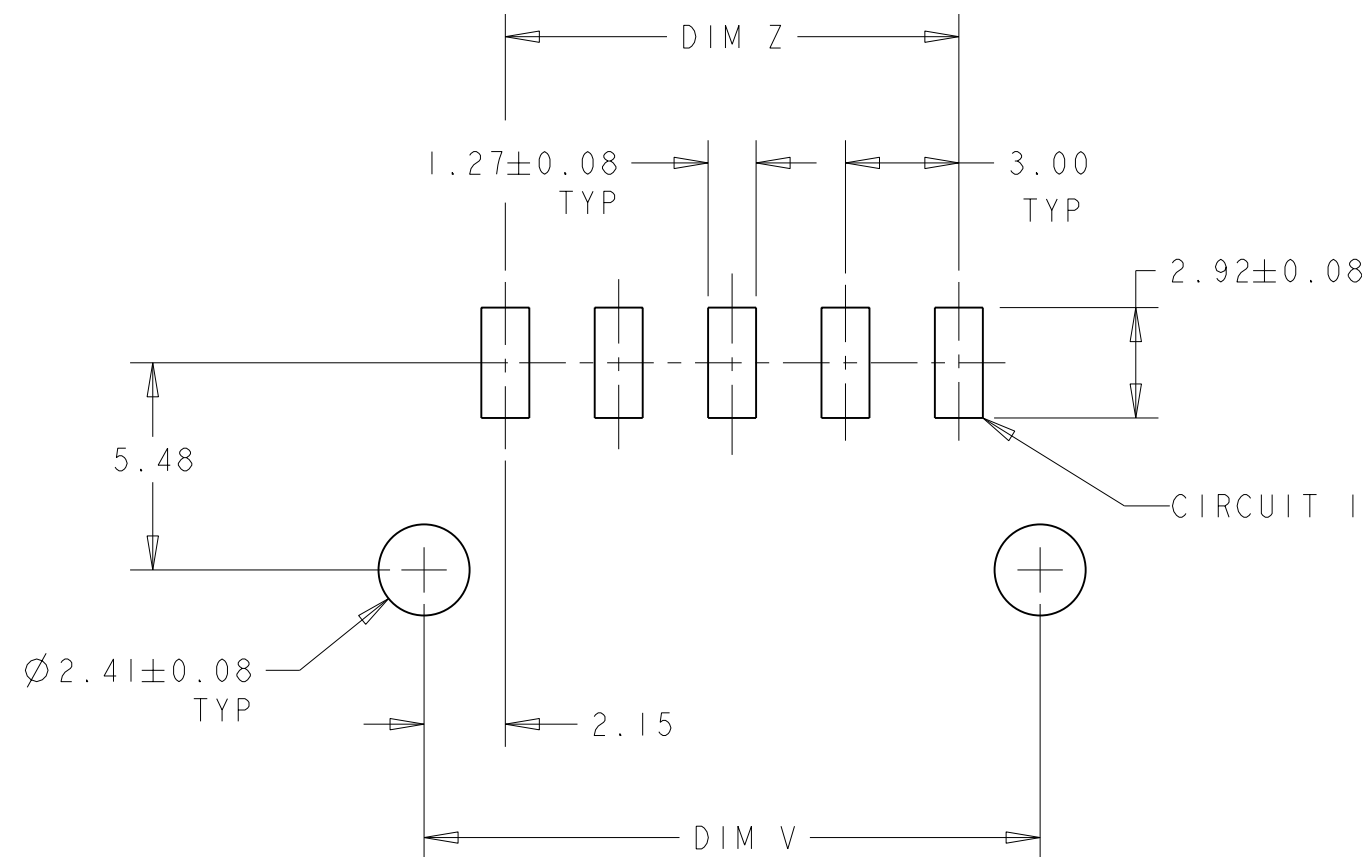
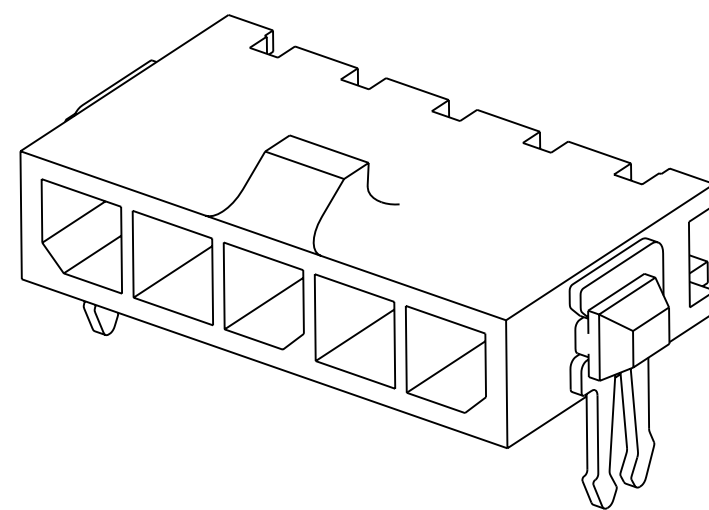
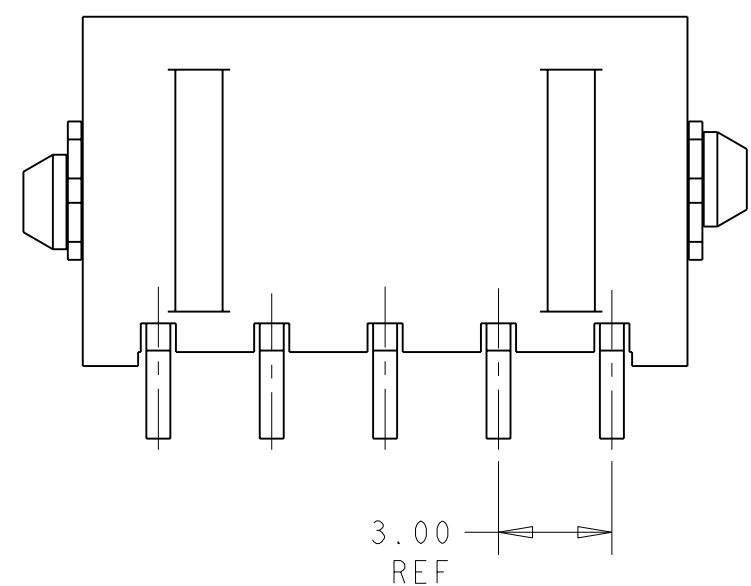


THIS DRAWING IS UNPUBLISHED. RELEASED FOR PUBLICATION 20
 © COPYRIGHT 20 BY TYCO ELECTRONICS CORPORATION. ALL RIGHTS RESERVED.

LOC		DIST		REVISIONS			
P	LTR	DESCRIPTION	DATE	DWN	APVD		
CM	00	C	REVISED PER 0G3B-1184-04	22APR05	KW	CJ	



0.15
 INCLUDES CONTACT TAILS AND HOUSING STANDOFFS



PCB LAYOUT COMPONENT SIDE 4

- 1 MATERIAL: CONTACTS - BRASS
 HOUSING - UL 94V-0 RATED HIGH TEMP NYLON, COLOR BLACK.
 HOLDDOWNS: - PHOSPHOR BRONZE.
- 2 PLATING: CONTACTS - 2.54µm MINIMUM TIN LEAD OVER 1.27µm MINIMUM NICKEL.
 HOLDDOWNS: 2.54µm MINIMUM TIN-LEAD OVER 1.27µm MINIMUM NICKEL.
- 4 RECOMMENDED PC BOARD THICKNESS OF 1.57.
- 5 PLATING: CONTACTS - 2.54µm MINIMUM MATTE TIN OVER 1.27µm MINIMUM NICKEL.
 HOLDDOWNS: 2.54µm MINIMUM MATTE TIN OVER 1.27µm MINIMUM NICKEL.

FINISH	DIM Z	DIM V	DIM W	NO. OF POSN	PART NUMBER
5	33.00	37.43	40.00	12	3-1445056-2
5	30.00	34.43	37.00	11	3-1445056-1
5	27.00	31.43	34.00	10	3-1445056-0
5	24.00	28.43	31.00	9	2-1445056-9
5	21.00	25.43	28.00	8	2-1445056-8
5	18.00	22.43	25.00	7	2-1445056-7
5	15.00	19.43	22.00	6	2-1445056-6
5	12.00	16.43	19.00	5	2-1445056-5
5	9.00	13.43	16.00	4	2-1445056-4
5	6.00	10.43	13.00	3	2-1445056-3
5	3.00	7.43	10.00	2	2-1445056-2
2	33.00	37.43	40.00	12	1-1445056-2
2	30.00	34.43	37.00	11	1-1445056-1
2	27.00	31.43	34.00	10	1-1445056-0
2	24.00	28.43	31.00	9	1445056-9
2	21.00	25.43	28.00	8	1445056-8
2	18.00	22.43	25.00	7	1445056-7
2	15.00	19.43	22.00	6	1445056-6
2	12.00	16.43	19.00	5	1445056-5
2	9.00	13.43	16.00	4	1445056-4
2	6.00	10.43	13.00	3	1445056-3
2	3.00	7.43	10.00	2	1445056-2

THIS DRAWING IS A CONTROLLED DOCUMENT FOR TYCO ELECTRONICS CORPORATION. IT IS SUBJECT TO CHANGE AND THE CONTROLLING ENGINEERING ORGANIZATION SHOULD BE CONTACTED FOR THE LATEST REVISION.

DIMENSIONS: mm	TOLERANCES UNLESS OTHERWISE SPECIFIED: 0 PLC ± 1 PLC ± 2 PLC ±0.13 3 PLC ± 4 PLC ± ANGLES ±	DWN J.ROOT 03OCT2000 CHK K.WHITAKER 13-MAR-2001 APVD K.WHITAKER 13-MAR-2001	tyco Tyco Electronics Harrisburg, PA 17105-3608
MATERIAL FINISH	SEE TABLE	PRODUCT SPEC - APPLICATION SPEC - WEIGHT -	NAME RT ANGLE SURFACE MOUNT HEADER ASSY, TIN CONTACTS W/THRU HOLE HOLDDOWNS, SINGLE ROW, MICRO MATE-N-LOK™ SIZE A2 CAGE CODE 00779 DRAWING NO C=1445056 RESTRICTED TO
CUSTOMER DRAWING		SCALE 5:1	SHEET 1 OF 1 REV C

