


M40 Connectors

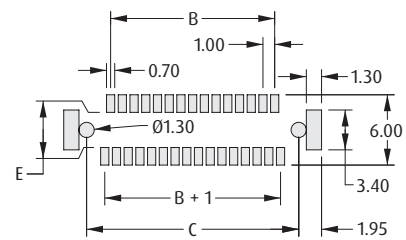
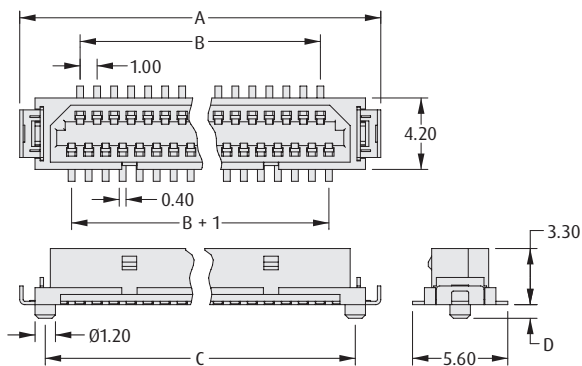
Vertical Surface Mount

- Locating pegs to ensure correct positioning onto the board.
- Polarised to prevent mis-mating.
- Staggered pin-out to help board layout.



1mm (.039") PITCH

FEMALE

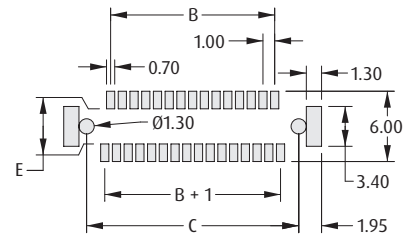
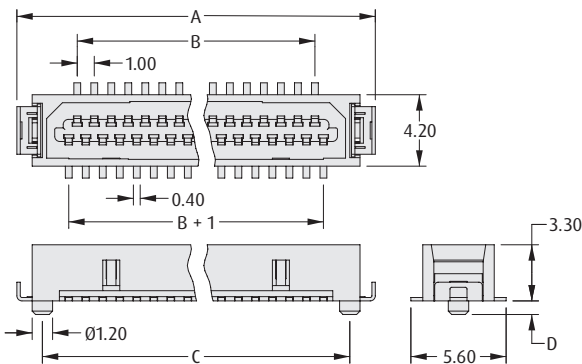


Recommended PC Board Pattern

CALCULATION

A	$B + 7.1$
B	$(\text{Total No. Of Contacts} - 3) / 2$
C	$B + 4.1$
D	1.00mm for 9, 15, 21, 25 way; otherwise 0.80mm
E	1.84mm for 9, 15, 21, 25 way; otherwise 3.00mm

MALE



Recommended PC Board Pattern

HOW TO ORDER

M40 - 6 X 0 XX XX X

SERIES CODE

GENDER

0	Male
2	Female

PACKAGING

Blank	Loose
R	Tape & Reeled

FINISH

46	Tin
-----------	-----

TOTAL NO. OF CONTACTS

09, 15, 21, 25, 31, 41, 51

All dimensions in mm.