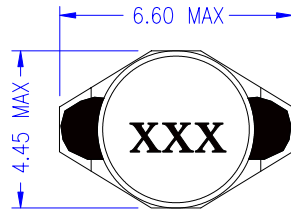
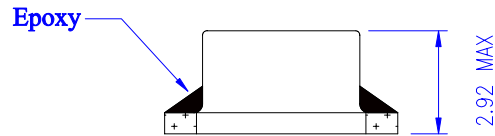


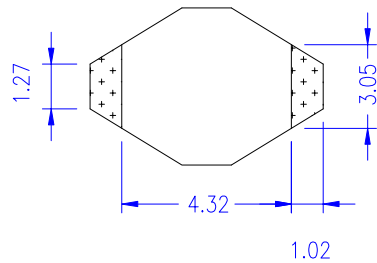
## TOP VIEW



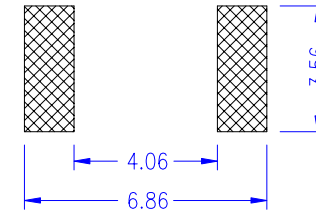
## FRONT VIEW



## BOTTOM VIEW

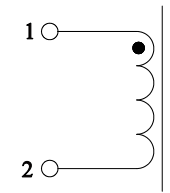


## RECOMMENDED PCB LAYOUT

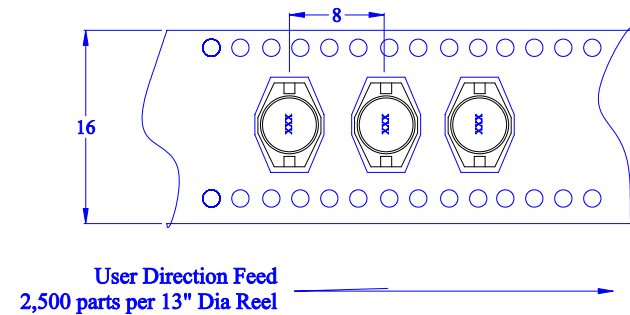


Component Side

## SCHEMATIC



## TAPE AND REEL ORIENTATION



This Document Is Subject To Change Without Notice.

### Notes:

- 1) All Dimensions are in millimeters unless otherwise specified.
- 2) Stamp as Shown above--  
Line 1- xxx (xxx=inductance value per family chart)
- 3) Tolerances are +/-0.381mm unless otherwise specified.

### Cooper Electronic Technologies

3601 Quantum Boulevard, Boynton Beach, FL 33426

Unipac 0.4SC (UP0.4SC) Inductor Line  
SMD, 2.92mm max ht, Shielded Drum  
core/header

Size	Drawing Number:	UP0.4SC-R Inductor Line
A	Revision Level:	B
		Sheet 3 of 4

## CUSTOMER INFORMATION

Part Number	Rated Inductance (μH)	OCL nominal (μH) @20°C	Irms (max) (a)	Q min	DCR (Ω) max @ 20°C.	SRF typ (MHz)
UP0.4SC-1R0	1.0	1.0+/-20%	3.0	30 @ 200kHz	.040	250
UP0.4SC-1R5	1.5	1.5 +/-20%	2.8	30 @ 200kHz	.045	125
UP0.4SC-2R2	2.2	2.2+/-20%	1.8	40 @ 200kHz	.050	120
UP0.4SC-3R3	3.3	3.3+/-20%	1.6	40 @ 200kHz	.055	120
UP0.4SC-4R7	4.7	4.7+/-20%	1.4	40 @ 200kHz	.060	105
UP0.4SC-6R8	6.8	6.8+/-20%	1.2	40 @ 200kHz	.065	50
UP0.4SC-100	10.0	10.0+/-20%	1.0	40 @ 200kHz	.075	38
UP0.4SC-150	15.0	15.0+/-20%	0.80	40 @ 200kHz	.090	33
UP0.4SC-220	22.0	22.0+/-20%	0.70	40 @ 100kHz	.110	25
UP0.4SC-330	33.0	33.0+/-20%	0.60	40 @ 100kHz	.190	20
UP0.4SC-470	47.0	47.0+/-20%	0.50	40 @ 100kHz	.230	20
UP0.4SC-680	68.0	68.0+/-20%	0.40	40 @ 100kHz	.290	15
UP0.4SC-101	100	100+/-20%	0.30	40 @ 100kHz	.480	10
UP0.4SC-151	150	150+/-20%	0.26	40 @ 100kHz	.590	9
UP0.4SC-221	220	220+/-20%	0.22	40 @ 100kHz	.770	6
UP0.4SC-331	330	330+/-20%	0.20	40 @ 100kHz	1.4	5
UP0.4SC-471	470	470+/-20%	0.19	40 @ 100kHz	1.8	4
UP0.4SC-681	680	680+/-20%	0.18	40 @ 100kHz	2.2	3
UP0.4SC-102	1000	1000+/-20%	0.15	40 @ 100kHz	3.4	2
UP0.4SC-152	1500	1500+/-20%	0.12	50 @ 100kHz	4.2	2
UP0.4SC-222	2200	2200+/-20%	0.10	50 @ 100kHz	8.5	2
UP0.4SC-332	3300	3300+/-20%	0.08	50 @ 100kHz	11.0	1
UP0.4SC-472	4700	4700+/-20%	0.06	50 @ 100kHz	13.9	1
UP0.4SC-682	6800	6800+/-20%	0.04	50 @ 100kHz	25.0	1
UP0.4SC-103	10000	10000+/-20%	0.02	50 @ 100kHz	32.8	.08

**Electrical Requirement Notes:** 1) Test Frequency: 100KHz, 0.1V      2) DCR @ 20°C

**This Document Is Subject To Change Without Notice.**

**General Specifications:**

- a) Temp. Rise: 30°C typ at Irms
  - b) Operating Temp: -40°C -- +125°C
  - c) Storage Temp.: -25°C~+125°C
  - d) Resistance to Solder Heat: 260°C for 10 secs.
- Parts available in Tape and Reel. 13" diameter reel : 2,500 parts per reel.

**Cooper Electronic Technologies**

3601 Quantum Blvd, Boynton Beach, FL 33426  
 Unipac 0.4SC (UP0.4SC) Inductor Line  
 SMD, 2.92mm max ht, Shielded Drum core/header

Option Code (Suffix)	Description
-R	ROHS compliant Version

SIZE	Drawing Number:	<b>UP0.4SC-R Inductor Line</b>	
A	Revision Level:	B	Sheet 2 of 4