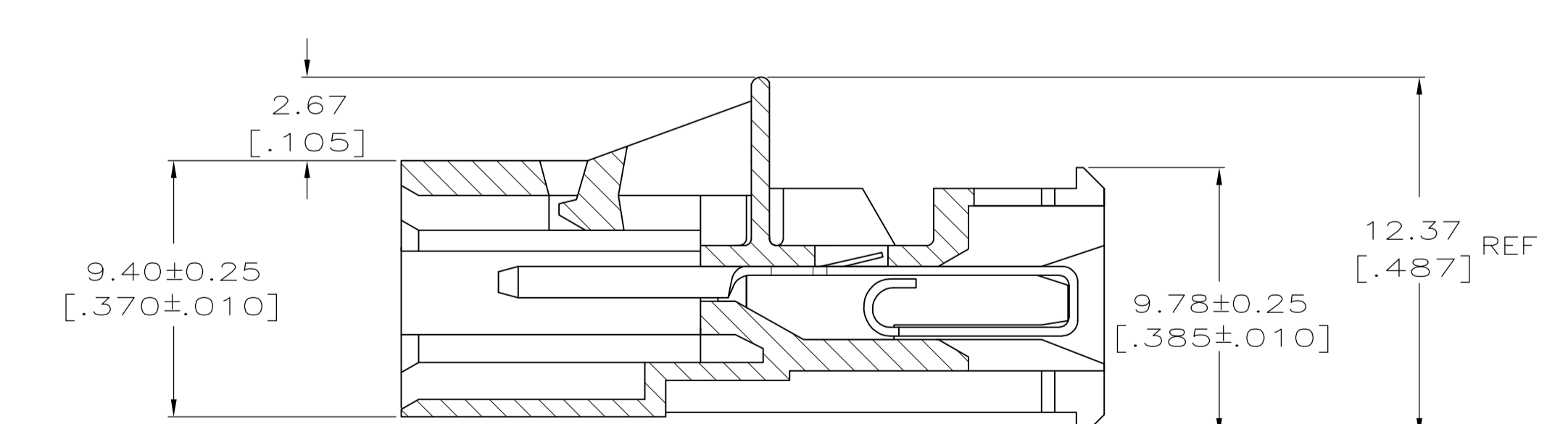
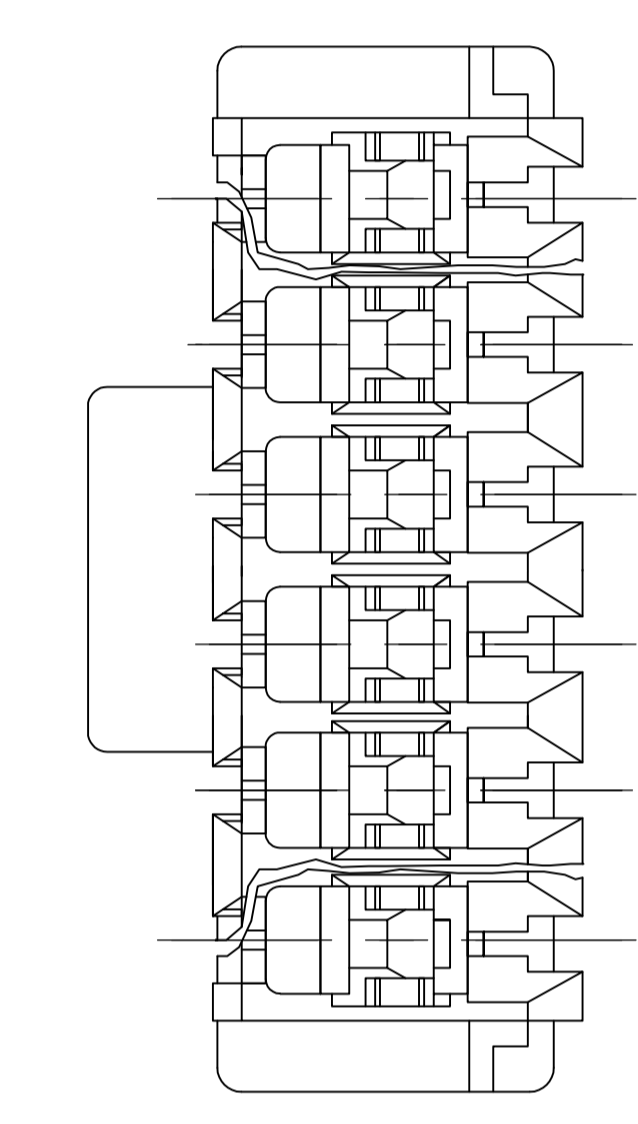
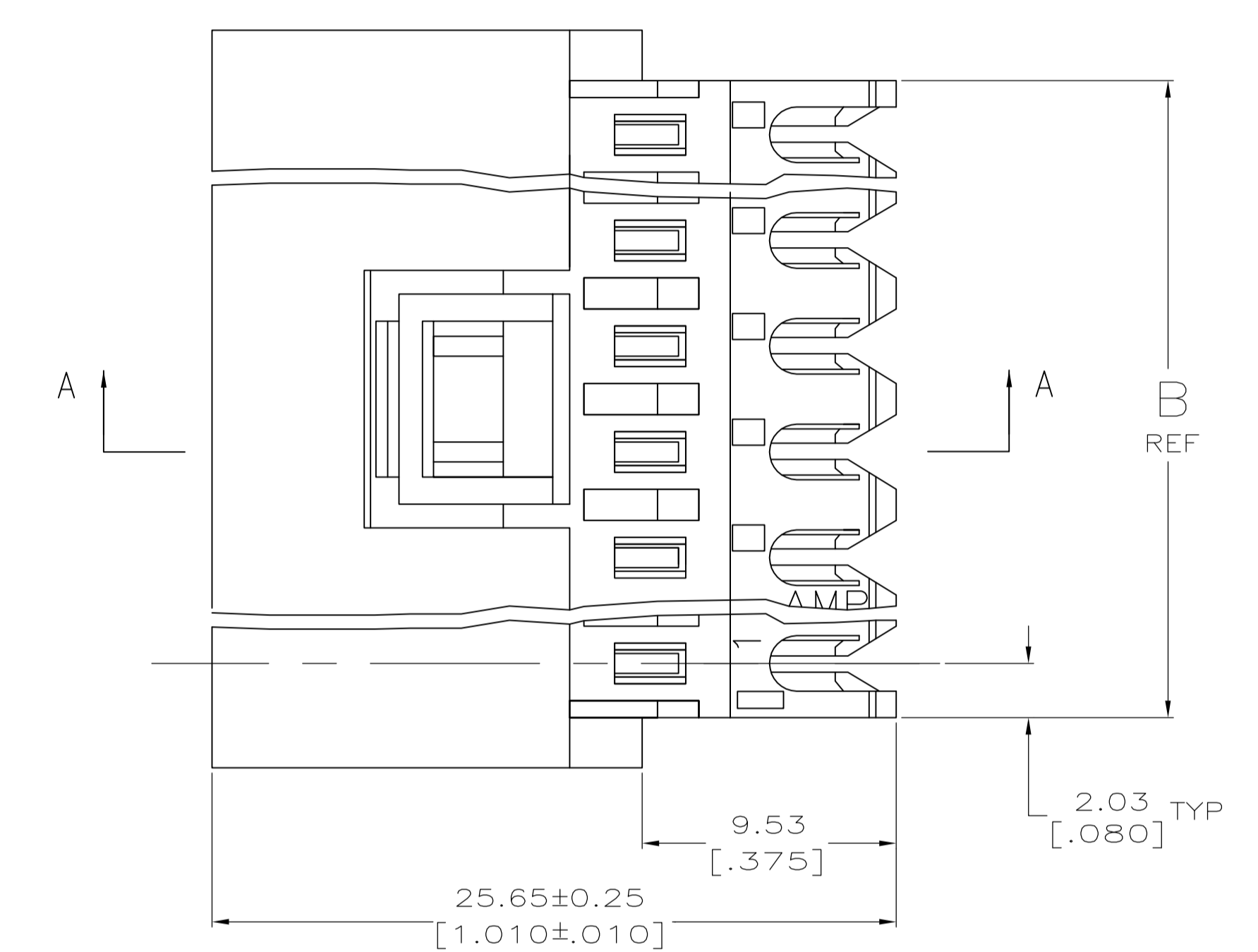
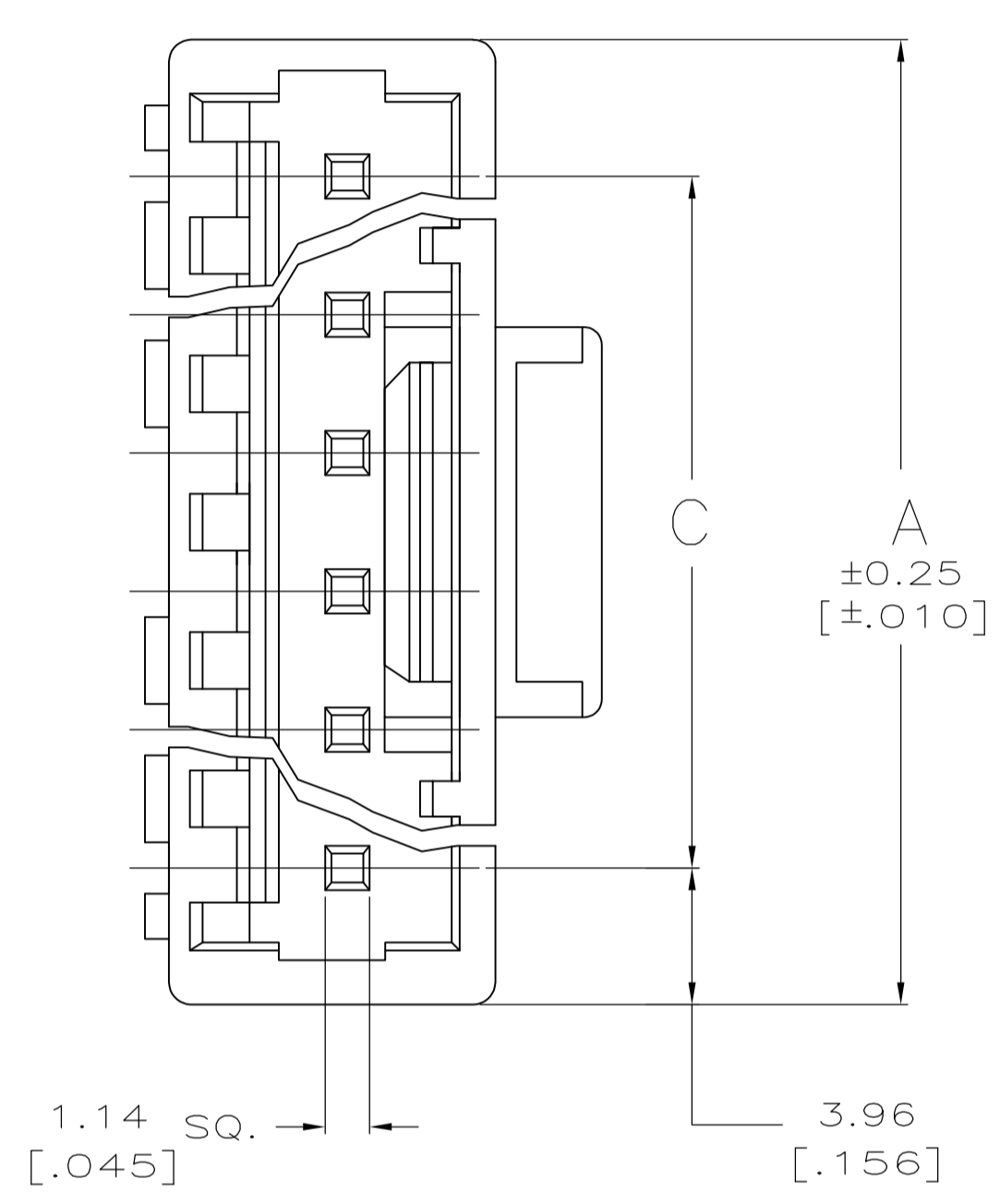


LOC		DIST		REVISIONS			
P	LTR	DESCRIPTION	DATE	DMN	APVD		
H		REVISED PER ECO-12-007612	03AUG12	KH	SM		

- MATERIAL: CONNECTOR - NYLON UL94-V2.
CONTACTS - 0.30[.012] THICK COPPER ALLOY (BRIGHT TIN-LEAD 0.00203[.000080] MIN. THICK FOR CONTACTS 641522-2 THRU 2-641522-4). (MATTE TIN PLATE 0.00203[.000080] MIN. THICK FOR CONTACTS 3-641522-2 THRU 5-641522-4).
- CONTACTS ACCEPT #18 AWG SOLID, FUSED STRANDED OR STRANDED (7 STRANDS) WIRE WITH 2.41 [.095] MAX INSULATION DIA.
- BOW, IN ANY DIRECTION, NOT TO EXCEED 0.15 [.006] PER IN.
- HOUSING FEATURES: FEED-THRU.
- DIMENSIONS IN BRACKETS ARE IN INCHES.
- OBsolete PARTS: OBSOLETE CIS STREAMLINING PER D.RENAUD/D.SINISI
- ORANGE COLOR STRIPE ON HOUSING (NOT SHOWN) MAY RUN DOWN BETWEEN RIBS.



SECTION A-A

FINISH	C	B	A	NO. OF CIRCUITS	PART NO.
TIN	91.14 [3.588]	95.20 [3.748]	99.06 [3.900]	24	5-641522-4
	55.47 [2.184]	59.54 [2.344]	63.40 [2.496]	15	4-641522-5
	43.59 [1.716]	47.65 [1.876]	51.51 [2.028]	12	4-641522-2
	31.70 [1.248]	35.76 [1.408]	39.62 [1.560]	9	3-641522-9
	19.81 [.780]	23.88 [.940]	27.74 [1.092]	6	3-641522-6
	11.89 [.468]	15.95 [.628]	19.81 [.780]	4	3-641522-4
	7.92 [.312]	11.99 [.472]	15.85 [.624]	3	3-641522-3
	3.96 [.156]	8.03 [.316]	11.89 [.468]	2	3-641522-2
TIN-LEAD	91.14 [3.588]	95.20 [3.748]	99.06 [3.900]	24	2-641522-4
	55.47 [2.184]	59.54 [2.344]	63.40 [2.496]	15	1-641522-5
	43.59 [1.716]	47.65 [1.876]	51.51 [2.028]	12	1-641522-2
	31.70 [1.248]	35.76 [1.408]	39.62 [1.560]	9	641522-9
	19.81 [.780]	23.88 [.940]	27.74 [1.092]	6	641522-6
	11.89 [.468]	15.95 [.628]	19.81 [.780]	4	641522-4
	7.92 [.312]	11.99 [.472]	15.85 [.624]	3	641522-3
	3.96 [.156]	8.03 [.316]	11.89 [.468]	2	641522-2

- △ SUPERCEDED
- △ SUPERCEDED
- △ SUPERCEDED
- △ SUPERCEDED

THIS DRAWING IS A CONTROLLED DOCUMENT.

DIMENSIONS: mm [INCHES]	TOLERANCES UNLESS OTHERWISE SPECIFIED:	0 PLC ± -	1 PLC ± -	2 PLC ± 0.13 [.005]	3 PLC ± -	4 PLC ± -	ANGLES ± 0°30'
-------------------------	--	-----------	-----------	---------------------	-----------	-----------	----------------

DIN K. WHITAKER 27APR04	APVD D. ROSSI 27APR04	NAME	SIZE	CAGE CODE	DRAWING NO.	RESTRICTED TO
CHK D. ROSSI	APVD D. ROSSI 27APR04	MTA-156, POSTED CONNECTOR ASSEMBLY, 18 AWG	A1	00779	641522	

CUSTOMER DRAWING SCALE 5:1 SHEET 1 OF 1 REV H