


### Features

- ◆ Compact design in SMD or DIP package
- ◆ Wide 2:1 input voltage range
- ◆ Fully regulated outputs
- ◆ Low ripple and noise
- ◆ No minimum load required
- ◆ Temperature range  $-40^{\circ}\text{C}$  to  $+85^{\circ}\text{C}$
- ◆ I/O isolation 1600 VDC
- ◆ Continuous short-circuit protection
- ◆ Remote On/Off control
- ◆ Fully RoHS compliant
- ◆ 3-year product warranty



The TDR-3 series is a family of compact 3 W DC/DC converters with 2:1 input voltage ranges and tightly regulated output voltages even under no load conditions. The product is available in SMD-package or in DIP-package. They work with high efficiency over the full load range and come with a remote On/Off input.

The usability in temperature ranges of up to  $85^{\circ}\text{C}$ , continuous short circuit protection and excellent immunity against environmental influences make these converters very reliable.

A TDR-3 converter is the ideal solution for space critical high end applications in communication equipment, instrumentation and industrial electronics.

### Models

Order code DIP models	Order code SMD models	Input voltage range	Output voltage	Output current max.	Efficiency typ.
TDR 3-0511	TDR 3-0511SM	4.5 – 9.0 VDC (5 VDC nominal)	5.0 VDC	600 mA	79 %
TDR 3-0512	TDR 3-0512SM		12 VDC	250 mA	80 %
TDR 3-0513	TDR 3-0513SM		15 VDC	200 mA	81 %
TDR 3-0522	TDR 3-0522SM		$\pm 12$ VDC	$\pm 125$ mA	80 %
TDR 3-0523	TDR 3-0523SM		$\pm 15$ VDC	$\pm 100$ mA	81 %
TDR 3-1211	TDR 3-1211SM	9 – 18 VDC (12 VDC nominal)	5.0 VDC	600 mA	81 %
TDR 3-1212	TDR 3-1212SM		12 VDC	250 mA	82 %
TDR 3-1213	TDR 3-1213SM		15 VDC	200 mA	82 %
TDR 3-1222	TDR 3-1222SM		$\pm 12$ VDC	$\pm 125$ mA	82 %
TDR 3-1223	TDR 3-1223SM		$\pm 15$ VDC	$\pm 100$ mA	83 %
TDR 3-2411	TDR 3-2411SM	18 – 36 VDC (24 VDC nominal)	5.0 VDC	600 mA	81 %
TDR 3-2412	TDR 3-2412SM		12 VDC	250 mA	82 %
TDR 3-2413	TDR 3-2413SM		15 VDC	200 mA	83 %
TDR 3-2422	TDR 3-2422SM		$\pm 12$ VDC	$\pm 125$ mA	83 %
TDR 3-2423	TDR 3-2423SM		$\pm 15$ VDC	$\pm 100$ mA	83 %
TDR 3-4811	TDR 3-4811SM	36 – 75 VDC (48 VDC nominal)	5.0 VDC	600 mA	81 %
TDR 3-4812	TDR 3-4812SM		12 VDC	250 mA	82 %
TDR 3-4813	TDR 3-4813SM		15 VDC	200 mA	82 %
TDR 3-4822	TDR 3-4822SM		$\pm 12$ VDC	$\pm 125$ mA	83 %
TDR 3-4823	TDR 3-4823SM		$\pm 15$ VDC	$\pm 100$ mA	83 %

### Input Specifications

Input current at no load (nominal input voltage)	5 Vin models: 50 mA typ. 12 Vin models: 30 mA typ. 24 Vin models: 13 mA typ. 48 Vin models: 10 mA typ.
Input current at full load (nominal input voltage)	5 Vin models: 790 mA typ. 12 Vin models: 320 mA typ. 24 Vin models: 160 mA typ. 48 Vin models: 80 mA typ.
Surge voltage (1 s max.)	5 Vin models: 15 V max. 12 Vin models: 25 V max. 24 Vin models: 50 V max. 48 Vin models: 100 V max.
EMC emissions	EN 55032 class A/B (with external components) – Application note for filter class A/B proposal <a href="http://www.tracopower.com/overview/tdr3">www.tracopower.com/overview/tdr3</a>
ESD (electrostatic discharge)	EN 61000-4-2, air ±8 kV, contact ±6 kV, perf. criteria A
Radiated immunity	EN 61000-4-3 10 V/m, perf. criteria A
Fast transient / Surge	EN 61000-4-4, ±2 kV, perf. criteria A EN 61000-4-5, ±1 kV perf. criteria A with external input capacitor e.g. Nippon chemi-con KY 220 µF, 100 V, ESR 48 mOhm
Conducted immunity	EN 61000-4-6, 10 Vrms, perf. criteria A
Power frequency magnetic field	EN 61000-4-8, 100 A/m, perf. criteria A
Reflected ripple current (measured with input filter according class A)	5 Vin models: 80 mA <sub>p-p</sub> typ. 12 Vin models: 40 mA <sub>p-p</sub> typ. 24 Vin models: 30 mA <sub>p-p</sub> typ. 48 Vin models: 20 mA <sub>p-p</sub> typ.

### Output Specifications

Voltage set accuracy	±1 % max
Regulation	– Input variation (Vin min. to Vin max.) 0.2 % max. – Load variation (0 – 100 %) single output models: 1.0 % max. dual output models: 1.0 % max. balanced load – Load variation (10 – 90 %) single output models: 0.5 % max. dual output models: 0.8 % max. balanced load – Load cross regulation (25 / 100 %) 5.0 % max. (dual output models)
Minimum load	0 % of rated max. load
Temperature coefficient	±0.02 %/K
Ripple and noise (20 MHz bandwidth)	30 mV <sub>p-p</sub> typ.
Start up time (constant resistive load)	– Power On 5 ms typ. – Remote On 5 ms typ.
Transient response setting time (25 % load step change)	250 µs typ.
Short circuit protection	continuous, automatic recovery
Capacitive load	5 VDC models: 1680 µF max. 12 VDC models: 820 µF max. 15 VDC models: 680 µF max. ±12 VDC models: 470 µF max. (each output) ±15 VDC models: 330 µF max. (each output)

All specifications valid at nominal input voltage, full load and +25°C after warm-up time unless otherwise stated.

### General Specifications

Temperature ranges	<ul style="list-style-type: none"> <li>- Operating</li> <li>- Storage</li> <li>- Case temperature</li> </ul>	<ul style="list-style-type: none"> <li>-40°C to +85°C</li> <li>-55°C to +125°C</li> <li>-40°C to +100°C</li> </ul>
Load derating		3.3 %/K above +70°C
Humidity (non condensing)		5 – 95 % rel. H max.
Thermal shock & vibration		acc. MIL-STD-810F
Reliability, calculated MTBF (MIL-HDBK-217F, at +25°C, ground benign)		>6.2 Mio h
Isolation voltage (60 s)	- Input/Output	1600 VDC
Isolation capacitance	- Input/Output	50 pF max.
Isolation resistance	- Input/Output (500 VDC)	>1 GOhm
Safety approvals	<ul style="list-style-type: none"> <li>- UL/cUL 60950-1</li> <li>- Certification documents</li> </ul>	<a href="http://www.ul.com">www.ul.com</a> -> certifications -> File e188913 <a href="http://www.tracopower.com/overview/tdr3">www.tracopower.com/overview/tdr3</a>
Switching frequency		100 kHz min.
Remote On/Off	<ul style="list-style-type: none"> <li>- On:</li> <li>- Off:</li> <li>- Off stand by input current</li> </ul>	<ul style="list-style-type: none"> <li>open or high impedance</li> <li>2...4 mA current applied via 1KOhm resistor</li> <li>2.5 mA max.</li> </ul>

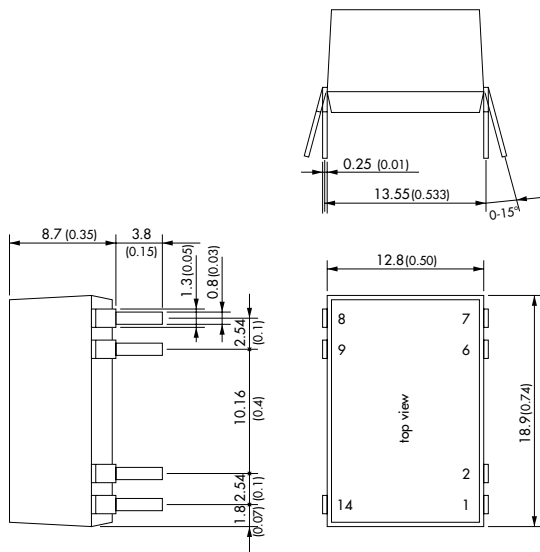
### Physical Specifications

Casing material		non-conductive plastic (UL94V-0 rated)
Package weight		4.5 g (0.16 oz)
Soldering profile (for DIP models)		265°C / 10 s max. (wave soldering)
Lead-free reflow solder process (for SMD models)		J-STD-020D
Moisture sensitivity level (for SMD models)		J-STD-033C level 2a
Environmental compliance	<ul style="list-style-type: none"> <li>- Reach</li> <li>- RoHS</li> </ul>	<a href="http://www.tracopower.com/products/reach-declaration.pdf">www.tracopower.com/products/reach-declaration.pdf</a> RoHS directive 2011/65/EU
Packaging	<ul style="list-style-type: none"> <li>- Tube</li> <li>- Tape &amp; Reel (only SMD models, add suffix -TR)</li> </ul>	<ul style="list-style-type: none"> <li>10 pcs packing unit</li> <li>200 pcs packing unit</li> </ul>

**Supporting Documents:** [www.tracopower.com/overview/tdr3](http://www.tracopower.com/overview/tdr3) and [www.tracopower.com/overview/tdr3sm](http://www.tracopower.com/overview/tdr3sm)

**Outline Dimensions**

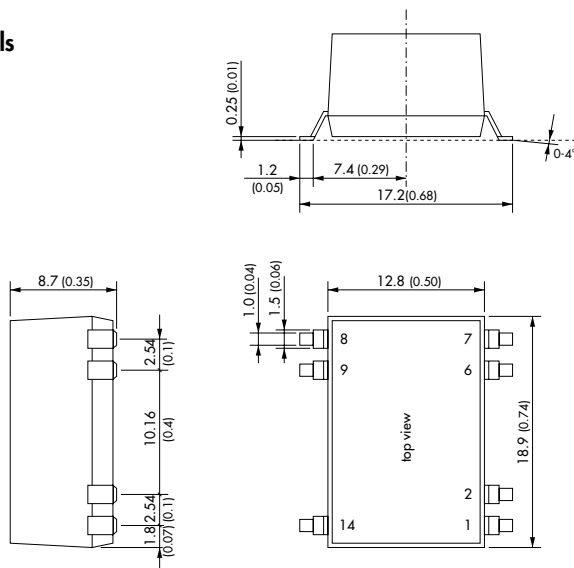
**DIP-Models**



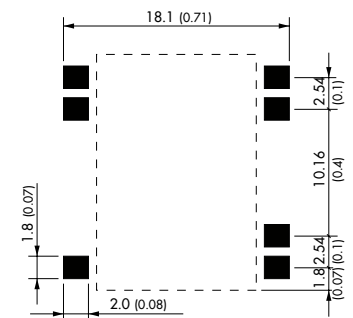
Pin-Out		
Pin	Single	Dual
1	-Vin (GND)	-Vin (GND)
2	Remote On/Off	Remote On/Off
6	NC	Common
7	NC	-Vout
8	+Vout	+Vout
9	-Vout	Common
14	+Vin (Vcc)	+Vin (Vcc)

NC = not to connect

**SMD-Models**



**Recommended Solder Pad Dimension:**



Dimensions in [mm], ( ) = Inch  
Tolerances:  $\pm 0.5$  ( $\pm 0.02$ )  
Pin pitch tolerances:  $\pm 0.25$  ( $\pm 0.01$ )