

Bolt connection terminal block - RBO 6-F - 3075935

Please be informed that the data shown in this PDF Document is generated from our Online Catalog. Please find the complete data in the user's documentation. Our General Terms of Use for Downloads are valid (<http://download.phoenixcontact.com>)



Bolt connection terminal block, Connection method: Bolt connection, Cross section: 2.5 mm² - 35 mm², AWG: 12 - 2, Width: 17 mm, Height: 39.7 mm, Color: gray, Mounting type: Direct screw connection

Product Features

- Compact connection with ring and fork-type cable lugs
- Mounting on standard DIN rails or directly in control boxes
- Isolator bridge bar for switchable cross connections
- Bridge shaft for potential distribution using standard screw bridges



Key commercial data

Packing unit	1 1
Weight per Piece (excluding packing)	35.0 GRM
Custom tariff number	85369010
Country of origin	India

Technical data

General

Number of levels	1
Number of connections	2
Color	gray
Insulating material	PA
Inflammability class according to UL 94	V0
Maximum load current	125 A (with 35 mm ² conductor cross section)
Rated surge voltage	8 kV
Pollution degree	3
Surge voltage category	III
Insulating material group	I
Connection in acc. with standard	IEC 60947-7-1

Bolt connection terminal block - RBO 6-F - 3075935

Technical data

General

Nominal current I_N	125 A
Nominal voltage U_N	800 V
Open side panel	nein
Surge voltage test setpoint	9.8 kV
Result of surge voltage test	Test passed
Power frequency withstand voltage setpoint	2 kV
Result of power-frequency withstand voltage test	Test passed
Checking the mechanical stability of terminal points (5 x conductor connection)	Test passed
Requirements, voltage drop	≤ 3.2 mV
Result of voltage drop test	Test passed
Temperature-rise test	Test passed
Conductor cross section short circuit testing	3.5 mm ²
Short-time current	4.2 kA
Short circuit stability result	Test passed
Proof of thermal characteristics (needle flame) effective duration	30 s
Result of thermal test	Test passed
Test specification, oscillation, broadband noise	DIN EN 50155 (VDE 0115-200):2008-03
Test spectrum	Service life test category 1, class B, body mounted
Test frequency	$f_1 = 5$ Hz to $f_2 = 150$ Hz
ASD level	1.857 (m/s ²) ² /Hz
Acceleration	0.8 g
Test duration per axis	5 h
Test directions	X-, Y- and Z-axis
Oscillation, broadband noise test result	Test passed
Test specification, shock test	DIN EN 50155 (VDE 0115-200):2008-03
Shock form	Half-sine
Acceleration	5 g
Shock duration	30 ms
Number of shocks per direction	3
Test directions	X-, Y- and Z-axis (pos. and neg.)
Shock test result	Test passed
Temperature index, insulating material (DIN EN 60216-1 (VDE 0304-21))	130 °C
Static insulating material application in cold	-60 °C

Dimensions

Width	17 mm
Length	80.8 mm

Bolt connection terminal block - RBO 6-F - 3075935

Technical data

Dimensions

Height	39.7 mm
--------	---------

Connection data

Note	Connection bolts
Conductor cross section solid min.	2.5 mm ²
Conductor cross section solid max.	35 mm ²
Conductor cross section AWG/kcmil min.	12
Conductor cross section AWG/kcmil max.	2
Conductor cross section stranded min.	2.5 mm ²
Conductor cross section stranded max.	35 mm ²
Min. AWG conductor cross section, stranded	12
Max. AWG conductor cross section, stranded	2
Min. cross section for cable lug connection	6 mm ²
Max. cross section for cable lug connection	35 mm ²
Connection method	Bolt connection
Screw thread	M6
Tightening torque, min	3.2 Nm
Tightening torque max	3.7 Nm

Classifications

eCl@ss

eCl@ss 4.0	27141120
eCl@ss 4.1	27141120
eCl@ss 5.0	27141120
eCl@ss 5.1	27141120
eCl@ss 6.0	27141120
eCl@ss 7.0	27141120
eCl@ss 8.0	27141120

ETIM

ETIM 2.0	EC000897
ETIM 3.0	EC000897
ETIM 4.0	EC000897
ETIM 5.0	EC000897

UNSPSC

UNSPSC 6.01	30211811
-------------	----------

Bolt connection terminal block - RBO 6-F - 3075935

Classifications

UNSPSC

UNSPSC 7.0901	39121410
UNSPSC 11	39121410
UNSPSC 12.01	39121410
UNSPSC 13.2	39121410

Approvals

Approvals


Approvals


UL Recognized / cUL Recognized / GOST / cULus Recognized


Ex Approvals

Approvals submitted

Approval details

UL Recognized 		
	B	C
Nominal current IN	115 A	115 A
Nominal voltage UN	600 V	600 V

cUL Recognized 		
	B	C
Nominal current IN	115 A	115 A
Nominal voltage UN	600 V	600 V

GOST 		
--	--	--

Bolt connection terminal block - RBO 6-F - 3075935

Approvals



Accessories

Accessories

Bridge

Fixed bridge - FB 10-17 ISO - 3213085



Fixed bridge, Number of positions: 10, Color: silver

Cover profile

Cover profile - AP RSC-T - 3059139



Cover profile, for covering terminal strips, directly snapped onto RBO... and RSC... test disconnect terminal blocks.
Length supplied: 1 m

End cover

Flange cover - D-RSC 6-F - 3213108



Flange cover, Length: 80.8 mm, Width: 2.2 mm, Color: gray

Labeled terminal marker

Bolt connection terminal block - RBO 6-F - 3075935

Accessories

Zack marker strip - ZB 17 CUS - 0829393



Zack marker strip, Can be ordered: Strip, white, Labeled according to customer specifications, Mounting type: Snap into tall marker groove, For terminal block width: 17 mm, Lettering field: 17 x 10.5 mm

Partition plate

Separating plate - TS-KK 3 - 2770215



Separating plate, Length: 14 mm, Width: 1.5 mm, Height: 16 mm, Color: gray

Socket spanner

Tool - SHN 13 - 1209923



Socket wrench, wrench size 13 mm

Terminal marking

Zack marker strip - ZB 17:UNBEDRUCKT - 0829391



Zack marker strip, Strip, white, Unlabeled, Can be labeled with: Plotter, Mounting type: Snap into tall marker groove, For terminal block width: 17 mm, Lettering field: 17 x 10.5 mm

Drawings

Circuit diagram



