THIS DRAWING IS UNPUBLISHED. RELEASED FOR PUBLICATION , .
© COPYRIGHT ALL RIGHTS RESERVED.

PART NUMBER	REV	FIRST USED
1852123-1	B	122500-1
1852123-2	B	565435-5

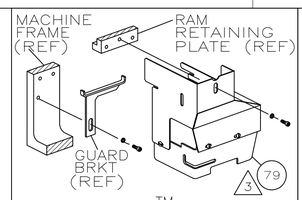

AMP-O-LECTRIC™ TERM GUARD

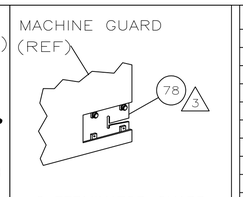

G TERMINATOR GUARD

TERMINAL NAME: RECEPTACLE, FASTON, FLAG, .110 SERIES

1742219

AMP TERMINAL AMP CRIMP SPECS

PAD LTR	CRIMP HEIGHT	WIRE SIZE
A	.032 ±.002 [0.81 ±0.05mm]	22 awg
B	.029 ±.002 [0.74 ±0.05mm]	24 awg
C	.028 ±.002 [0.71 ±0.05mm]	26 awg
D	NOT	

CRIMP	SIZE	TYPE	RANGE
WIRE	.055 [1.40mm]		
INSUL	.090 [2.29mm]	F	Ø.040-.080

WIRE STRIP LENGTH	TERM APPL SPEC	FEED	APPL INSTRUCTION	SET UP GAGE	LAYOUT
.173-.203	114-2028		408-8039	458638-1	-

REVISIONS

P	LTR	DESCRIPTION	DATE	DWN	APVD
	B	ECR-17-002010	13MAR2017	RS	LZ

-1	LEADMAKER & BENCH MODEL G	MECH POST FEED
-2	BENCH MODEL K	MECH POST FEED

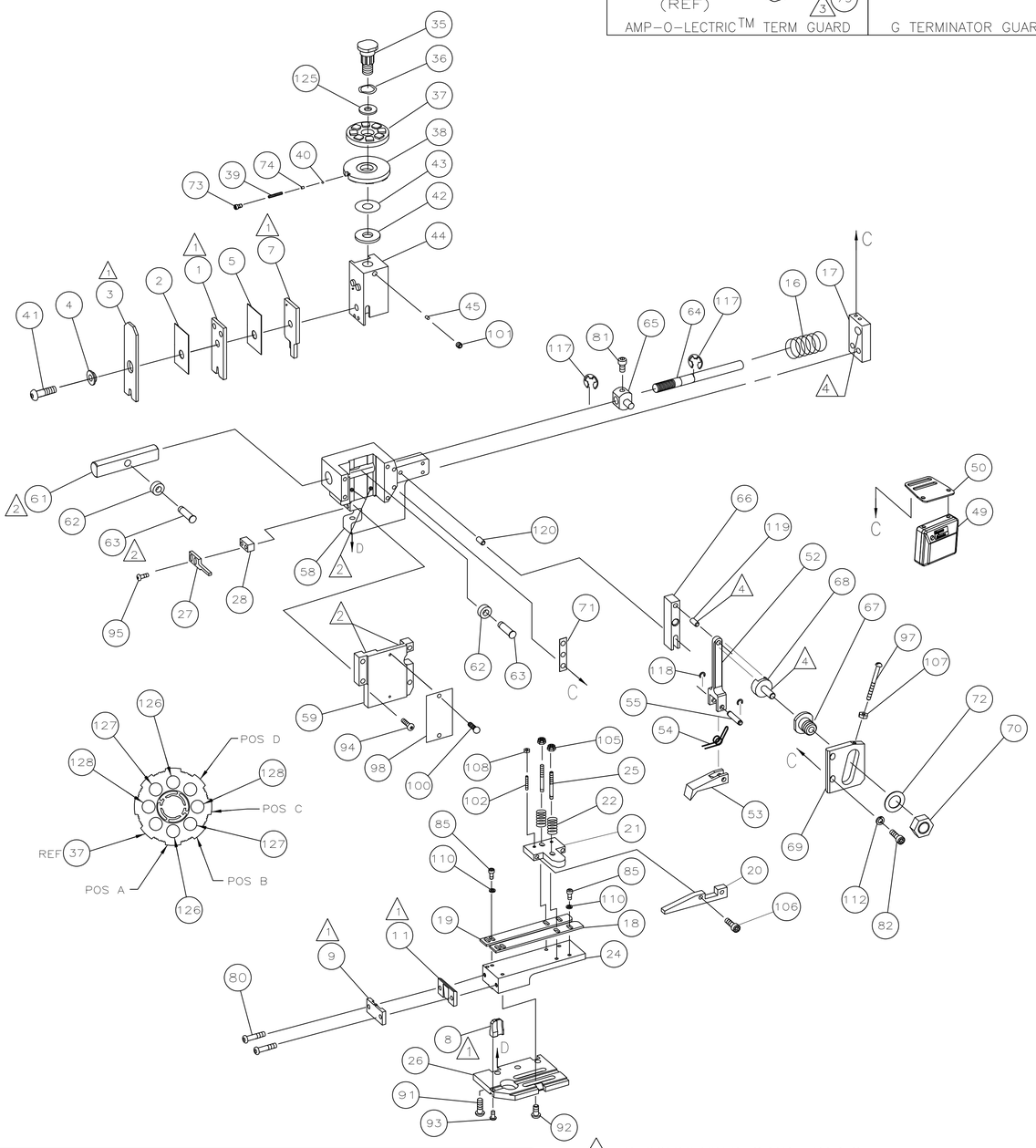

						129
2	2	–	C	7-354779-8	PIN, WIRE DISC (.3380)C	128
2	2	–	C	7-354779-4	PIN, WIRE DISC (.3360)B	127
2	2	–	C	6-354779-8	PIN, WIRE DISC (.3330)A	126
1	1	–	A	986950-1	WASHER, FLAT PRECISION	125
1	1	–	A	217238-1	GENERAL INSTRUCTION PACKAGE	124
1	1	–	–	4088039	EF APPL INST 408-8039	123
						122
						121
1	1	–	A	1-21030-6	PIN,DOWEL(Ø.187x1.25)HSG	120
1	1	–	A	1-21030-1	PIN,DOWEL(Ø.187x.50)LEVER	119
2	2	–	A	21045-3	RING,RET"C"(Ø.187)FD PIN	118
2	2	–	A	1-21046-6	RING,RETAINING,EXT(5/16)FD ADJ ROD	117
						116
						115
						114
						113
2	2	–	A	21024-5	WASHER,LOCK(NO.10)FD ROD GDE	112
						111
4	4	–	A	21024-4	WASHER,LOCK(NO.8)SHEAR BL	110
						109
2	2	–	A	21018-4	NUT,HEX(4-40)DRAG	108
1	1	–	A	21018-5	NUT,HEX(6-32)FD ADJ PL	107
2	2	–	A	1-21000-3	SCR,SHC(4-40X.25)DRAG ARM	106
2	2	–	A	21022-2	NUT,HEX SL(8-32)DRAG STUD	105
						104
						103
2	2	–	A	4-21078-8	SCR,SKT SET(4-40x.75)DRAG	102
1	1	–	A	21009-2	SCR,SKT SET(1/4-20x.25)RAM	101
2	2	–	A	21017-2	SCR,DRIVE(#2x.19)ID PLATE	100
1	1	–	A	1-21002-7	SCR,BHC(6-32x.38)CAM	99
1	1	–	B	461264-1	PLATE, IDENTIFICATION	98
1	1	–	A	6-23715-5	SCR,PAN HD(6-32x1.50)FEED ADJ	97
						96
2	2	–	A	2-21002-2	SCR,BHC(8-32x.50)STRIPPER	95
4	4	–	A	2-21002-9	SCR,BHC(10-32x.75)HSG CAP	94
1	1	–	A	22733-8	SCR,BHC(8-32x.38 LW)ANVIL	93
4	4	–	A	3-21002-3	SCR,BHC(1/4-20x.50)ST GD PL	92
3	3	–	A	2-22733-8	SCR,BHC(1/4-20x.62)BASE PL	91
						90
						89
						88
						87
						86
4	4	–	A	2-21000-6	SCR,SHC(8-32x.38)STRIP GUIDE	85
						84
						83
2	2	–	A	3-21000-6	SCR,SHC(10-32x.62)FEED ADJ PL	82
1	1	–	A	3-21000-4	SCR,SHC(10-32x.38)PIVOT BLOCK	81
2	2	–	A	2-21002-9	SCR,BHC(10-32x.75)SHEAR PL	80
3 REF	–	–	A	455745-1	GUARD, WINDOW	79
6 3 –	REF	–	A	679532-1	INSERT, GUARD	78
						77
						76
						75
1	1	–	A	690603-1	SPRING, ASSIST	74
1	1	–	A	23030-1	SCR,SKT CAP(6-32x.25)CP DSC	73
1	1	–	A	458109-1	WASHER, FLAT (SPECIAL)	72
1	1	–	A	690517-1	SPACER	71
-2	-1	U/M	DWG SIZE	PART NO	DESCRIPTION	ITEM NO

QTY REQD PER ASSY — PARTS LIST

1	1	–	A	22594-8	NUT, HEX	70
1	1	–	B	240628-1	PLATE, ADJ	69
1	1	–	B	240626-1	SHAFT, PIVOT	68
1	1	–	B	240633-1	BUSHING	67
1	1	–	A	455680-1	LEVER, INTERMEDIATE	66
1	1	–	B	240629-1	BLOCK, PIVOT	65
1	1	–	A	240632-2	SCR, ADJ	64
1	1	–	B	240659-3	PIN, CAM ROLLER	63
1	1	–	B	240658-1	CAM, ROLLER	62
1	1	–	B	454398-1	ROD, FEED	61
						60
1	1	–	C	454220-1	CAP, RAM	59
1	1	–	D	453736-1	HOUSING	58
						57
						56
1	1	–	B	240624-1	PIN, FEED FINGER	55
1	1	–	B	691499-1	SPRING, FEED FINGER	54
1	1	–	B	690584-9	FINGER, FEED	53
1	1	–	B	240634-3	LEVER, TERMINAL	52
						51
						50
						49
1	–	–	B	690501-3	CAM, POST FEED 1 1/8 ST	48
–	1	–	B	690501-4	CAM, POST-FEED 1 5/8 ST	47
						46
1	1	–	A	690191-1	PLUG, NYLON	45
1	1	–	C	455674-6	RAM	44
1	1	–	A	690125-1	WASHER, LAMINATED	43
1	1	–	A	690124-1	WASHER, RAM	42
1	1	–	A	690686-2	BOLT, CRIMPER(5/16-24x1.00)	41
1	1	–	A	23241-6	BALL, STEEL	40
1	1	–	A	690170-1	SPRING, COMPRESSION	39
1	1	–	C	690142-1	DISC, INSULATION	38
1	1	–	D	354777-1	DISC, WIRE	37
1	1	–	A	22480-5	WASHER, SPRING	36
1	1	–	B	690212-1	POST, RAM	35
						34
						33
						32
						31
						30
						29
1	1	–	B	2-690451-5	SPACER, STRIPPER	28
1	1	–	A	240639-4	STRIPPER	27
1	1	–	C	459717-1	PLATE, BASE	26
2	2	–	A	22354-8	DRAG, STUD	25
1	1	–	B	455678-1	PLATE, STRIP GUIDE	24
						23
2	2	–	A	22281-9	SPRING, DRAG	22
1	1	–	A3	464451-1	ARM, STOCK DRAG	21
1	1	–	A3	464452-4	DRAG, STOCK	20
1	1	–	B	2-458030-8	GUIDE, STRIP (REAR)	19
1	1	–	C	454204-1	GUIDE, STRIP (FRONT)	18
1	1	–	A	1804305-2	GUIDE, FEED ROD	17
1	1	–	A	4-22284-9	SPRING, FEED RETURN	16
						15
						14
						13
						12
1	1	–	B	240644-1	PLATE, REAR SHEAR	11
						10
1	1	–	B	6-690482-2	PLATE, FRONT SHEAR	9
1	1	–	D	694442-9	ANVIL	8
1	1	–	B	462374-1	BLADE, SLUG	7
						6
1	1	–	C	2-455888-3	SPACER, SLUG BLADE	5
1	1	–	B	238009-1	SPACER, BLOCK CRIMPER	4
1	1	–	C	3-456134-9	CRIMPER, INSULATION	3
1	1	–	B	455888-1	SPACER, CRIMPER	2
1	1	–	C	1-456402-6	CRIMPER, WIRE	1
-2	-1	U/M	DWG SIZE	PART NO	DESCRIPTION	ITEM NO

QTY REQD PER ASSY — PARTS LIST

1. RECOMMENDED SPARE PARTS.
2. GREASE LIGHTLY.
3. GUARD MUST BE IN PLACE WHEN OPERATING APPLICATOR IN A BENCH MACHINE.
4. LUBRICATE DAILY USING NO. 20 MACHINE OIL.
6. ITEM 78 USED WITH G TERMINATOR ONLY.

POST-FEED 1 5/8 STROKE	POST-FEED 1 1/8 STROKE	POST-FEED 1 5/8 STROKE
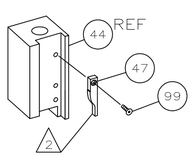	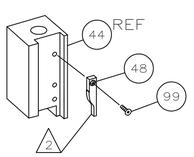	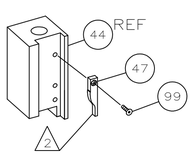
LEADMAKER	K TERMINATOR BENCH MACHINE	G TERMINATOR BENCH MACHINE

THIS DRAWING IS A CONTROLLED DOCUMENT.

DIMENSIONS: INCHES

TOLERANCES UNLESS OTHERWISE SPECIFIED:
0 PLC ± –
1 PLC ± –
2 PLC ± –
3 PLC ± –
4 PLC ± –
ANGLES ± –

MATERIAL –
FINISH –

DWN 19SEP05 R. KNEPPER
CHK –
APVD 19SEP05 T.ELBIN
PRODUCT SPEC –
APPLICATION SPEC –
WEIGHT 0.000000
CUSTOMER DRAWING

TE Connectivity

NAME END FEED HDM APPLICATOR – –

SIZE	CAGE CODE	DRAWING NO	RESTRICTED TO
A1	00779	C-1852123	–

SCALE – SHEET 1 OF 1 REV B

CUSTOMER AND ASSEMBLY DRAWING

4805 (1/15)