

D-SUB contact support - VS-25-BU-DSUB-5P-LH - 1655438

Please be informed that the data shown in this PDF Document is generated from our Online Catalog. Please find the complete data in the user's documentation. Our General Terms of Use for Downloads are valid (<http://phoenixcontact.com/download>)

D-SUB contact carrier, shell size 3, accommodation for 5 combined contacts, contact type socket, fixing with 4-40 UNC thread and solder pins, for panel mounting frame VS-25-...



Key commercial data

Packing unit	1 pc
Minimum order quantity	10 pc
Weight per Piece (excluding packing)	14.12 GRM
Custom tariff number	85366990
Country of origin	Germany

Technical data

Mechanical characteristics

Number of positions	5
Insertion/withdrawal cycles	≥ 500
Connection method	Fitting to accept combined contact

Ambient conditions

Ambient temperature (operation)	-55 °C ... 125 °C
---------------------------------	-------------------

Material data

Inflammability class according to UL 94	V0
Housing material	Steel, yellow chromated
Contact carrier material	PBTP
Contact surface material	Gold over nickel

Classifications

eCl@ss

eCl@ss 4.0	27140816
eCl@ss 4.1	27260701
eCl@ss 5.0	27260701
eCl@ss 5.1	27260701
eCl@ss 6.0	27260705

D-SUB contact support - VS-25-BU-DSUB-5P-LH - 1655438

Classifications

eCl@ss

eCl@ss 7.0	27440309
eCl@ss 8.0	27440309

ETIM

ETIM 2.0	EC000438
ETIM 3.0	EC000438
ETIM 4.0	EC000438
ETIM 5.0	EC000438

UNSPSC

UNSPSC 6.01	30211923
UNSPSC 7.0901	39121522
UNSPSC 11	39121522
UNSPSC 12.01	39121522
UNSPSC 13.2	39121522

Approvals

Approvals


Approvals

GOST

Ex Approvals

Approvals submitted

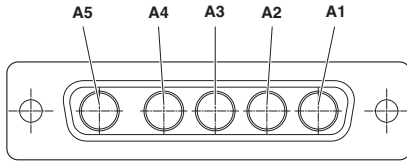
Approval details

GOST 
--

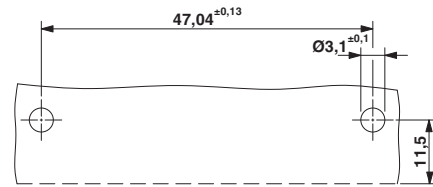
Drawings

D-SUB contact support - VS-25-BU-DSUB-5P-LH - 1655438

Schematic diagram

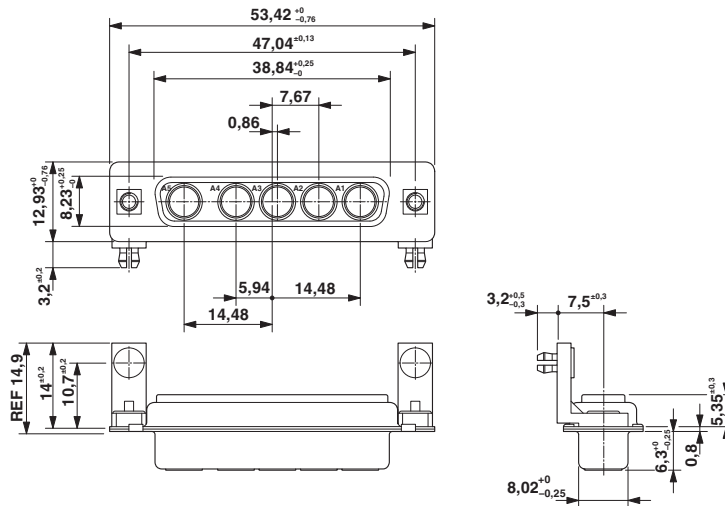


Drilling diagram



Drilling diagram

Dimensioned drawing



D-SUB contact carrier