



LED96W-LT Series

Line Voltage Dimmable
Constant Current LED Drivers

Rev 8-28-2017



Electrical Specifications

Input Voltage Range:	120-277V models: 100-305V Min/Max
Frequency:	50/60 Hz Nom.
Power Factor:	≥0.90 @ 60% Load
Inrush Current:	<20 Amps @ 277Vac, cold start 25°C, max load
Input Current:	0.94 Amps @ 120Vac, 60Hz, max load
Maximum Power:	96W
Line Regulation:	± 3%
Load Regulation:	± 5%
THD:	≤20% @ ≥ 60% load
Start-Up Time:	0.7 seconds

Protections

Over-voltage	Output
Over-current	Output
Short Circuit	Auto Recovery

Environmental Specifications

Max Case Life Temp: (5 year warranty)	69°C
Maximum Case Temp (UL):	90°C
Minimum Starting Temp:	-30°C
Storage Temperature:	-40°C to +85°C
Humidity:	5% to 95%
Cooling:	Convection
Vibration Frequency:	5 to 55 Hz/2g, 30 minutes
Sound Rating:	Class A
Impact Resistance:	1g/s
Lifetime:	50,000 hrs @ Tc=70°C (see graph for details)
MTBF:	375,000 Hours @ full load, 40°C ambient conditions per MIL-217F Notice 2
EMC:	FCC 47CFR Part 15 Class B compliant
Weight:	11.0 oz. (311 g)



ELV & Triac Dimming Models

Model	Output Current (mA ±5%)	Output Voltage Range (Vdc)	Max. Output Power (W)	Typical Efficiency
LED96W-274-C0350-LT	350	162-274	96	92%
LED96W-137-C0700-LT	700	81-137	96	92%
LED96W-092-C1050-LT	1050	54-92	96	92%
LED96W-069-C1400-LT	1400	41-69	96	91%
LED96W-054-C1750-LT	1750	32-54	96	91%
LED96W-048-C2000-LT	2000	28-48	96	90%
LED96W-039-C2450-LT	2450	23-39	96	90%
LED96W-030-C3150-LT	3150	18-30	96	90%
LED96W-024-C4000-LT	4000	14-24	96	89%

Class 2: US/Canada

- Total Power: 96 Watts
- Input Voltage: Universal 120-277Vac Phase Dimming Ranges
- CCR Dimming: <10%-100%
- Both ELV & Inc in the same unit
- UL Dry & Damp Location Rated
- IP66 & NEMA4
- Compatible with leading and trailing edge dimmer controls
- Not for use with dimmers designed for magnetic loads
- Type HL Rated
- Compatible with Triac (leading edge) and ELV (electronic low voltage; trailing edge) dimmer controls
- Use a dimmer that closely matches the load, just slightly larger. (EX: For best performance, use a 150W rated dimmer for 100W total LED load instead of 600W dimmer.)
- Black Magic Thermal Advantage™ Plastic Housing

Note:

LED drivers are designed and intended to operate LED loads only. Non-LED loading may be outside the specified design limits of our LED drivers, and therefore cannot be covered by any warranty. If you desire to use our LED drivers to operate non-LED loads please contact us to discuss compatibility.

Safety Certification Standard

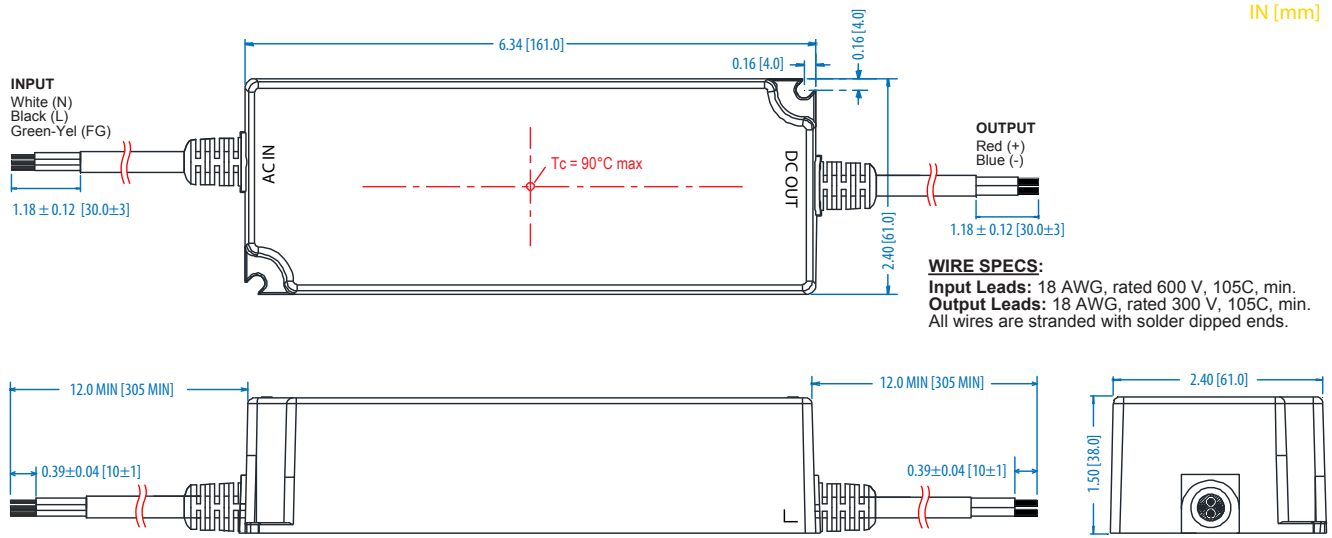
UL/CUL	UL8750, UL1310 for UL Class 2 & CAN/CSA C22.2 No. 250.13, UL Type HL
Withstand Voltage	Input to Output: 3750 Vac
Isolation Resistance	Input to Output: >100 MΩ, 500VDC @ 25°C, 70 % RH
Dimming Circuit	Dimmable by Forward Phase (Incan) or Reverse Phase (ELV) dimmers. Dimmer must be properly loaded.

EMC Standard Notes

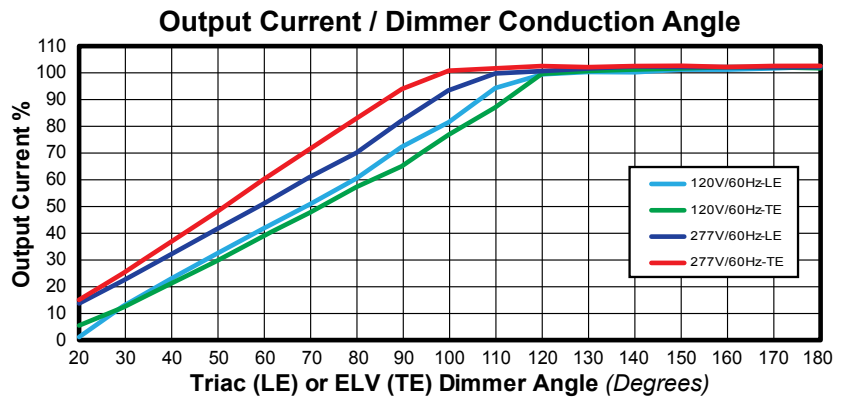
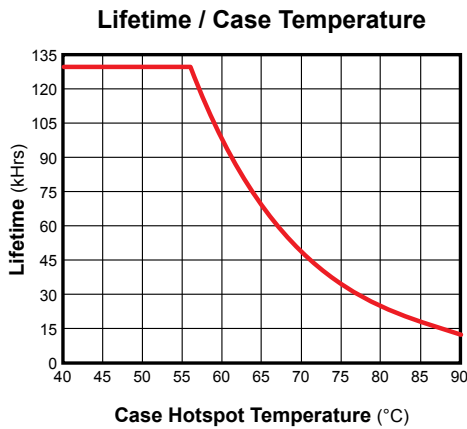
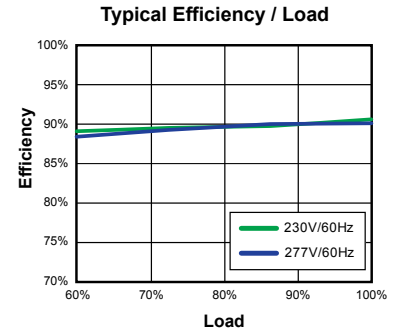
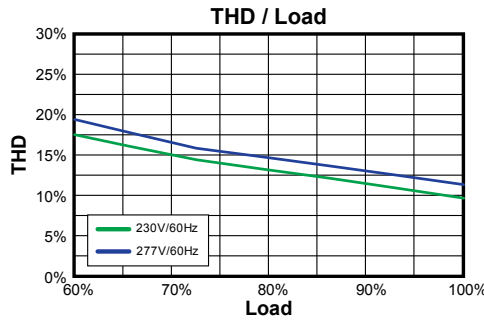
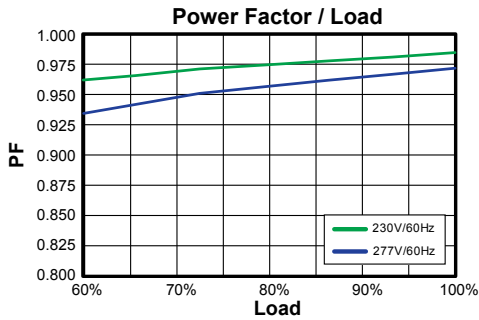
FCC, 47CFR Part 15	Class A
EN 61000-3-2	Limits for harmonic current emissions Class C, ≥80% Rated Power
EN 61000-3-3	Limitation of voltage changes, voltage fluctuations and flicker.
EN 61000-4-5	Surge Immunity Test, 2 kV L-N, 4 kV L-FG & N-FG
Energy Star	ANSI/IEEE C62.41.1-2002 and ANSI/IEEE C62.41.2-2002



Dimensions



Power Characteristics



Note: The area under the life-temperature curve represents where the driver has highly reliable operation within specification. Driver performance may drift out of published specifications as the hours of operation exceed the curve at a given temperature. Higher operating temperatures increase the chances of a failure to function. Other electrical, mechanical and environmental factors affect driver lifetime but are not represented in this calculation.

UL Conditions of Acceptability

See website for additional information