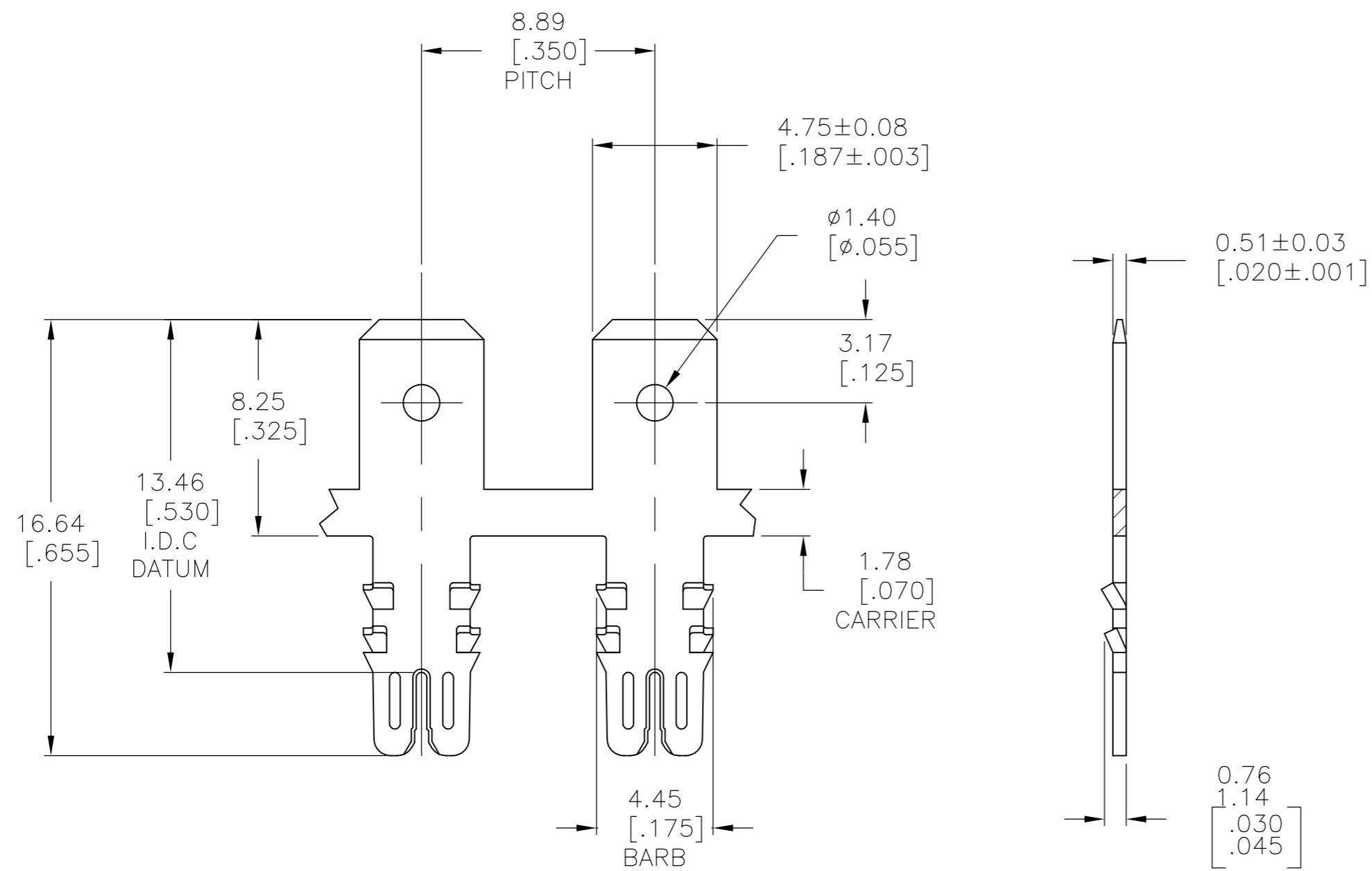
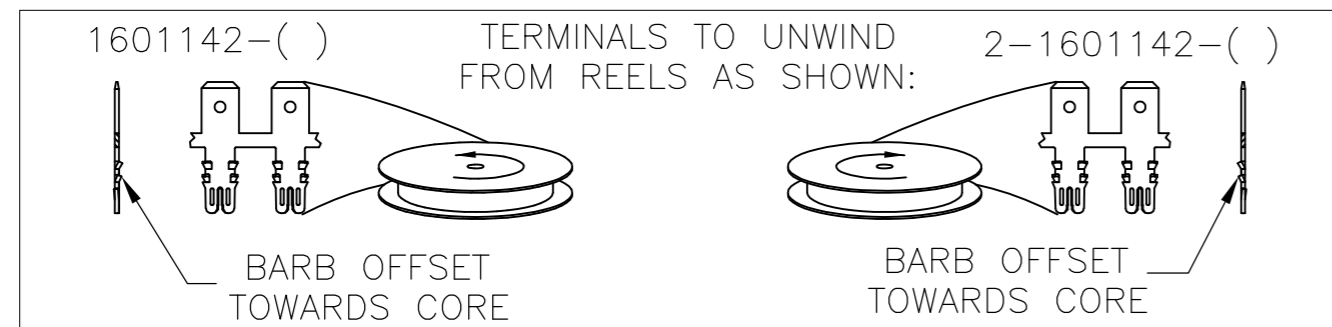
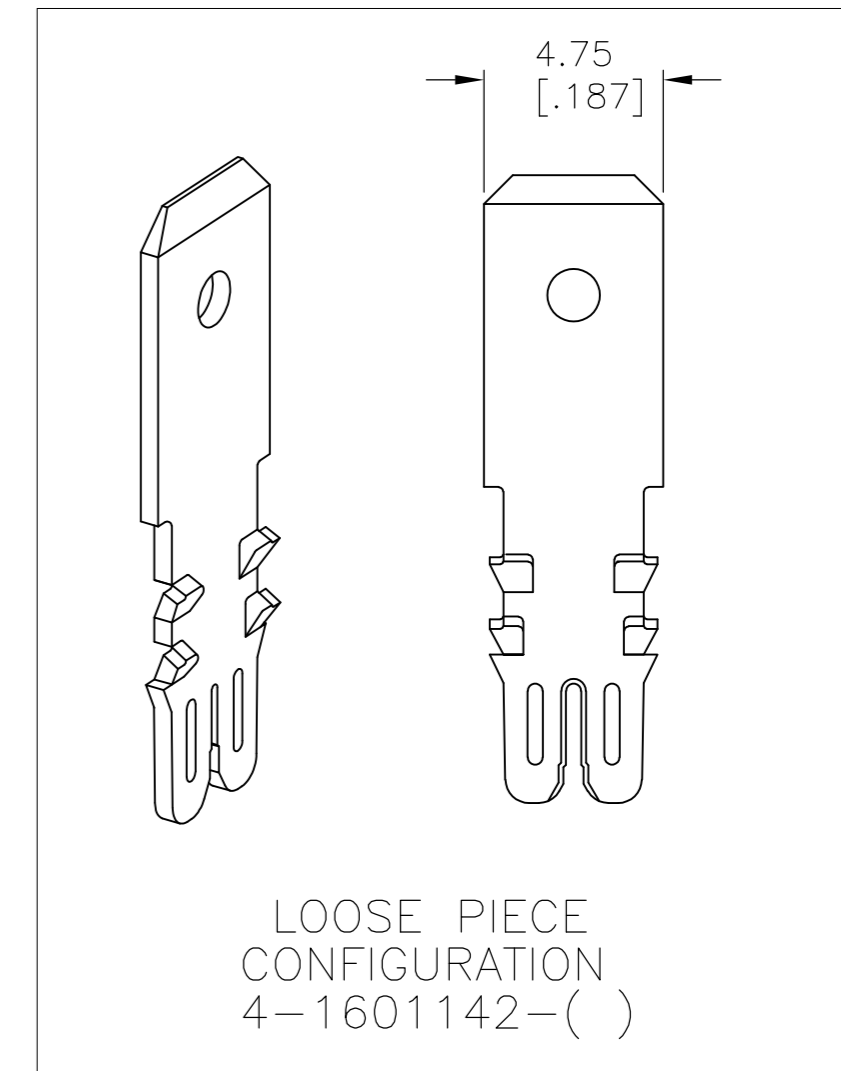


THIS DRAWING IS UNPUBLISHED. RELEASED FOR PUBLICATION  
 © COPYRIGHT BY TYCO ELECTRONICS CORPORATION. ALL RIGHTS RESERVED.

LOC		DIST		REVISIONS			
P	LTR	DESCRIPTION		DATE	DWN	APVD	
	E1	REVISED PER ECR-08-006861		18MAR08	HMR	GJ	



- SPECIFICATIONS:  
MAGNET WIRE #23 - #20 AWG,  
0.58(.023)-0.81(.032) DIA. COPPER  
UP TO TWO WIRES OF THE SAME  
SIZE MAY BE TERMINATED BY A  
SINGLE TERMINAL.
- POCKET RECOMMENDATION: #1601425.
- △ TERMINAL APPLICATION TO COMPLY WITH  
TYCO ELECTRONICS SPECIFICATION 114-13166 FIGURE 6.



-	-	-
-	-	-
-	-	-
UNPLATED	059-001-000	4-1601142-1
UNPLATED	159-001-000	2-1601142-1
UNPLATED	159-002-000	1601142-1
FINISH	REFERENCE PART NUMBER	PART NUMBER
THIS DRAWING IS A CONTROLLED DOCUMENT.		DWN 11JAN2002 J.WELLER
DIMENSIONS: mm [INCHES]		CHK 11JAN2002 M.FEHER
TOLERANCES UNLESS OTHERWISE SPECIFIED:		APVD 11JAN2002 K.RANDOLPH
0 PLC ± -	1 PLC ± 0.25 [.010]	PRODUCT SPEC
2 PLC ± 0.13 [.005]	3 PLC ± -	APPLICATION SPEC
4 PLC ± -	ANGLES ± 2°	108-2085
MATERIAL BRASS, FULL HARD	FINISH SEE TABLE	WEIGHT -
Tyco Electronics Corporation Harrisburg, PA 17105-3608		NAME MULTIPLE WIRE TAB SIAMEZE
SIZE A2	CAGE CODE 00779	DRAWING NO C=1601142
CUSTOMER DRAWING		RESTRICTED TO -
SCALE 5:1	SHEET 1 OF 1	REV E1