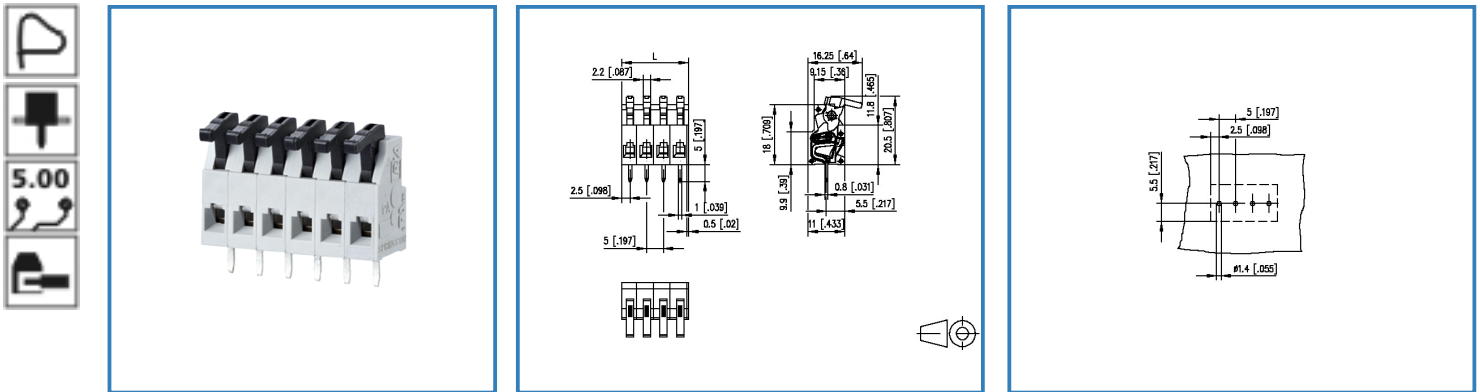


# Data Sheet

## ST025xxHDNC

### Illustration



see enlarged drawing at the end of the document

### Product specification

- spring clamp terminal block, solderable
- centerline 5.00 mm, direction of connection 90°
- fittable without loss of poles
- color gray
- eccentric lever



# Data Sheet

## ST025xxHDNC

### Technical Data



#### General Data

Solder pin length	5 mm		
min. number of poles	2		
max. number of poles	24		
Insulating material class	CTI 400		
clearance/creepage dist.	4 mm		
protection category	IP 20		
Overvoltage category	III	III	II
Pollution degree	3	2	2
Rated voltage	32.0 V	200.0 V	200.0 V
Rated test voltage	1.5 kV	1.5 kV	1.5 kV
Min. insul. strip length	6 mm		

#### Connection data

Rated wiring solid wire	0.2 - 2.0 mm <sup>2</sup> / AWG 28 - 14		
Rated wiring stranded wire	0.2 - 2.0 mm <sup>2</sup> / AWG 28 - 14		

#### Approvals

 V / A / AWG	300 / 13 / 28 - 14		
 1 mm <sup>2</sup>	250 V / 13.5 A / T60		

#### Material

insulating material	PA46
flammability class	V0
spring material	Spring steel
contact material	CuZn
Glow-Wire Flammability GWFI	-
Glow-Wire Flammability GWIT	-
contact surface	Ni + Sn

#### Climatic properties

upper limit temperature	105 °C
-------------------------	--------

© 2017 METZ CONNECT - Technische Änderungen vorbehalten! Subject to modifications! Sous réserve de modifications techniques!



# Data Sheet

## ST025xxHDNC

Page 3/5

P/N

AST025xx

xx=number of poles

2017/05/05

lower limit temperature -40 °C

---

### General

solderability	Acc. to JEDEC JESD22-B102E 245°C/5s
Tolerance	ISO 2768 -mH

---

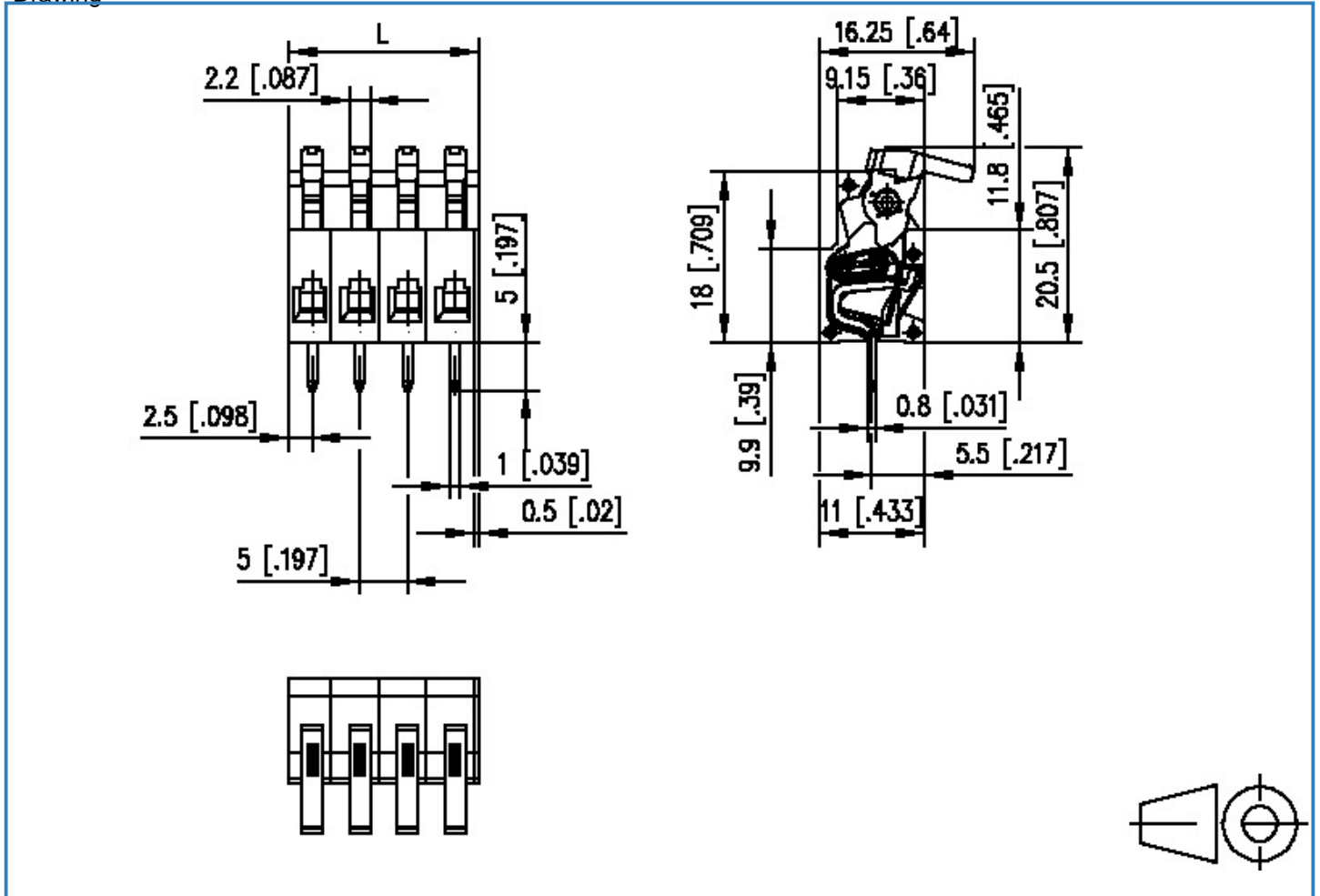


# Data Sheet

## ST025xxHDNC

### Illustration

Drawing



$$L = (\text{pole size} - 1) \times \text{centerline} + 5 [0.197]$$



# Data Sheet

## ST025xxHDNC

Page 5/5

P/N

AST025xx

xx=number of poles

2017/05/05

### PCB Layout

