

Device connector, rear mounting - ST-3EP1N8AH100S - 1613545

Please be informed that the data shown in this PDF Document is generated from our Online Catalog. Please find the complete data in the user's documentation. Our General Terms of Use for Downloads are valid (<http://phoenixcontact.com/download>)



Device connector, rear mounting, straight, SPEEDCON locking, M17, Number of positions: 3+PE, Type of contact: Male connector, Crimp connection, Axial O-ring, Central fixing, shielded: yes

Why buy this product

- ✓ Application-specific wall mounting optionally with thread or anti-rotation protection and lock nut
- ✓ Consistent EMC protection for reliable connection solutions in the industrial environment
- ✓ Crimping connection: vibration- and temperature-resistant assembly



Key Commercial Data

Packing unit	1 STK
Weight per Piece (excluding packing)	20.000 g
Custom tariff number	85366990
Country of origin	Germany

Technical data

General

Note	Order information: Order crimp contacts \varnothing 2 mm separately
Type of locking	SPEEDCON locking
Direction of rotation of contact chamber numbering	Standard
Coding	N
Contact connection method	Crimp connection
Type of contacts	Male connector
Number of positions	4
Contact diameter of power contacts	2 mm
Nominal current per power contact at 25°C	20 A

Device connector, rear mounting - ST-3EP1N8AH100S - 1613545

Technical data

General

Contact diameter of signal contacts	2 mm
Pg housing screw connection	none
Mounting type	Central fixing

Ambient conditions

Ambient temperature	-40 °C ... 125 °C
Degree of protection	IP67

Material

Housing material	Turned parts: copper zinc alloy (CuZn), die-cast parts: zinc (GD-Zn)
Insulator material	PA 66
Gasket and O-ring material	FPM

Specifications according to DIN EN 61984:2001

Installation height max.	3000 m
Nominal / operating voltage of power contacts	630 V
Rated surge voltage of power contacts	6 kV
Overvoltage category of power contacts	III
Degree of pollution of power contacts	3

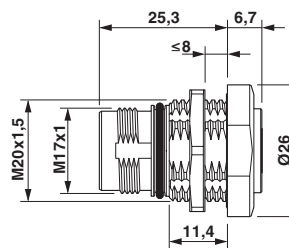
Drawings

Schematic diagram

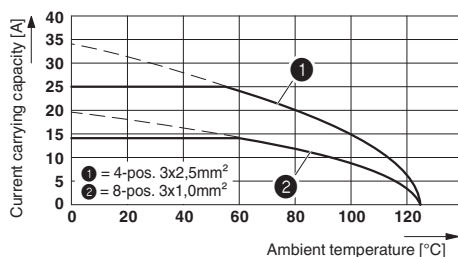


Connector pin assignment

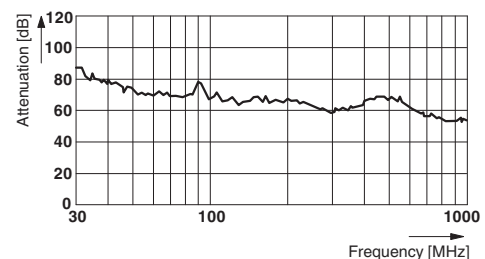
Dimensional drawing



Diagram

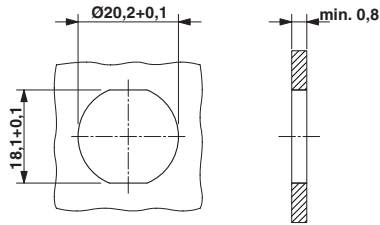


Diagram

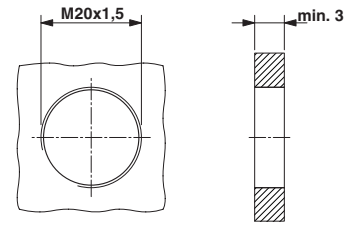


Device connector, rear mounting - ST-3EP1N8AH100S - 1613545

Dimensional drawing



Dimensional drawing



Installation dimensions: mounting with anti-rotation protection and locking nut

Installation dimensions: mounting with thread

Classifications

eCl@ss

eCl@ss 4.0	272607xx
eCl@ss 4.1	27260701
eCl@ss 5.0	27143424
eCl@ss 5.1	27143424
eCl@ss 6.0	27143424
eCl@ss 7.0	27440209
eCl@ss 8.0	27440103
eCl@ss 9.0	27440102

ETIM

ETIM 3.0	EC001121
ETIM 4.0	EC001121
ETIM 5.0	EC002061

UNSPSC

UNSPSC 6.01	43172015
UNSPSC 7.0901	43201404
UNSPSC 11	43172015
UNSPSC 12.01	43201404
UNSPSC 13.2	43201404

Approvals

Approvals

Approvals

UL Recognized / cUL Recognized / EAC / cULus Recognized

Device connector, rear mounting - ST-3EP1N8AH100S - 1613545

Approvals

Ex Approvals

Approval details

UL Recognized <http://database.ul.com/cgi-bin/XYV/template/LISEXT/1FRAME/index.htm> FILE E 335019

mm ² /AWG/kcmil	14
Nominal current I _N	15 A
Nominal voltage U _N	600 V

cUL Recognized <http://database.ul.com/cgi-bin/XYV/template/LISEXT/1FRAME/index.htm> FILE E 335019

mm ² /AWG/kcmil	14
Nominal current I _N	15 A
Nominal voltage U _N	600 V

EAC B.01742

cULus Recognized <http://database.ul.com/cgi-bin/XYV/template/LISEXT/1FRAME/index.htm>

Accessories

Accessories

Crimp contact

Crimp contact - ST-20KP010 - 1607655



Crimp contact, turned, Contact diameter: 2 mm, Crimp range: 0.25 mm²...1 mm²

Device connector, rear mounting - ST-3EP1N8AH100S - 1613545

Accessories

Crimp contact - ST-20KP020 - 1607656



Crimp contact, turned, Single contact, Contact diameter: 2 mm, Crimp range: 1 mm²...2.5 mm²

Mounting material

Color-coding - ST-Z0019 - 1620621



Color-coding, Color: green

Color-coding - ST-Z0020 - 1620622



Color-coding, Color: orange

Color-coding - ST-Z0021 - 1620623



Color-coding, Color: black

M20 x 1.5 locking nut - RC-13041 - 1600417



M20 x 1.5 locking nut

Device connector, rear mounting - ST-3EP1N8AH100S - 1613545

Accessories

Contact removal tool - ST-Z0001 - 1607770



Unlocking tool for contact carriers for snapping in the M17 device connectors

Protective cover

Plastic dust protection cap - ST-Z0006 - 1607776



Plastic dust protection cap for connectors with M17 external thread

Metal dust protection cap - ST-Z0014 - 1616069



Metal dust protection cap for connectors, with M17 external thread

Metal dust protection cap - ST-Z0013 - 1616068



Metal dust protection cap with steel wire for connectors with M17 external thread
