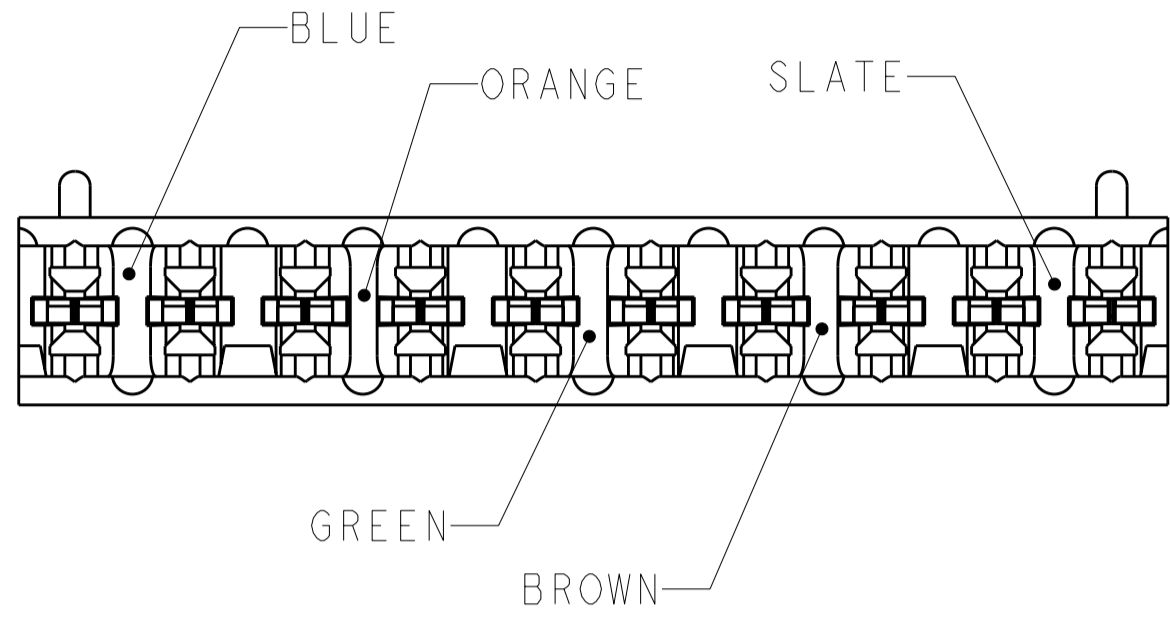
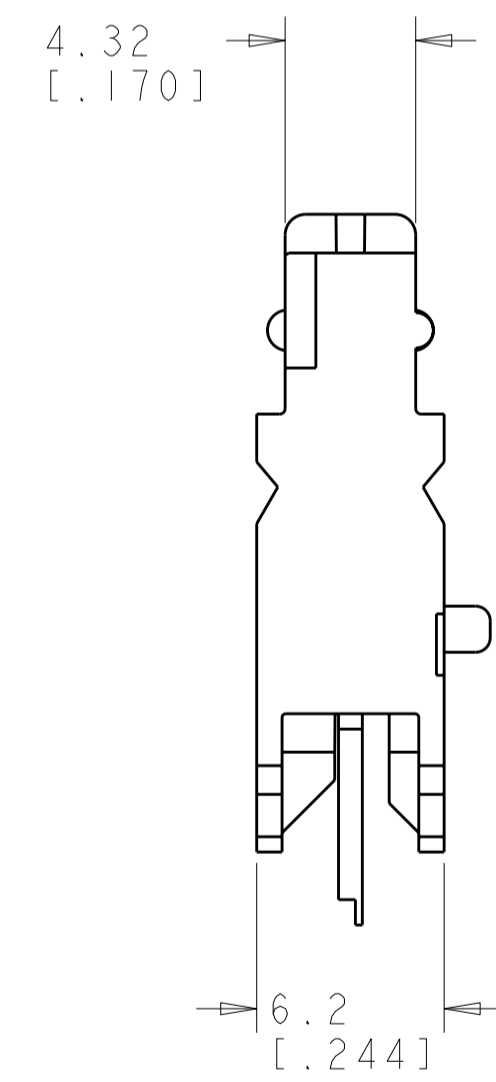
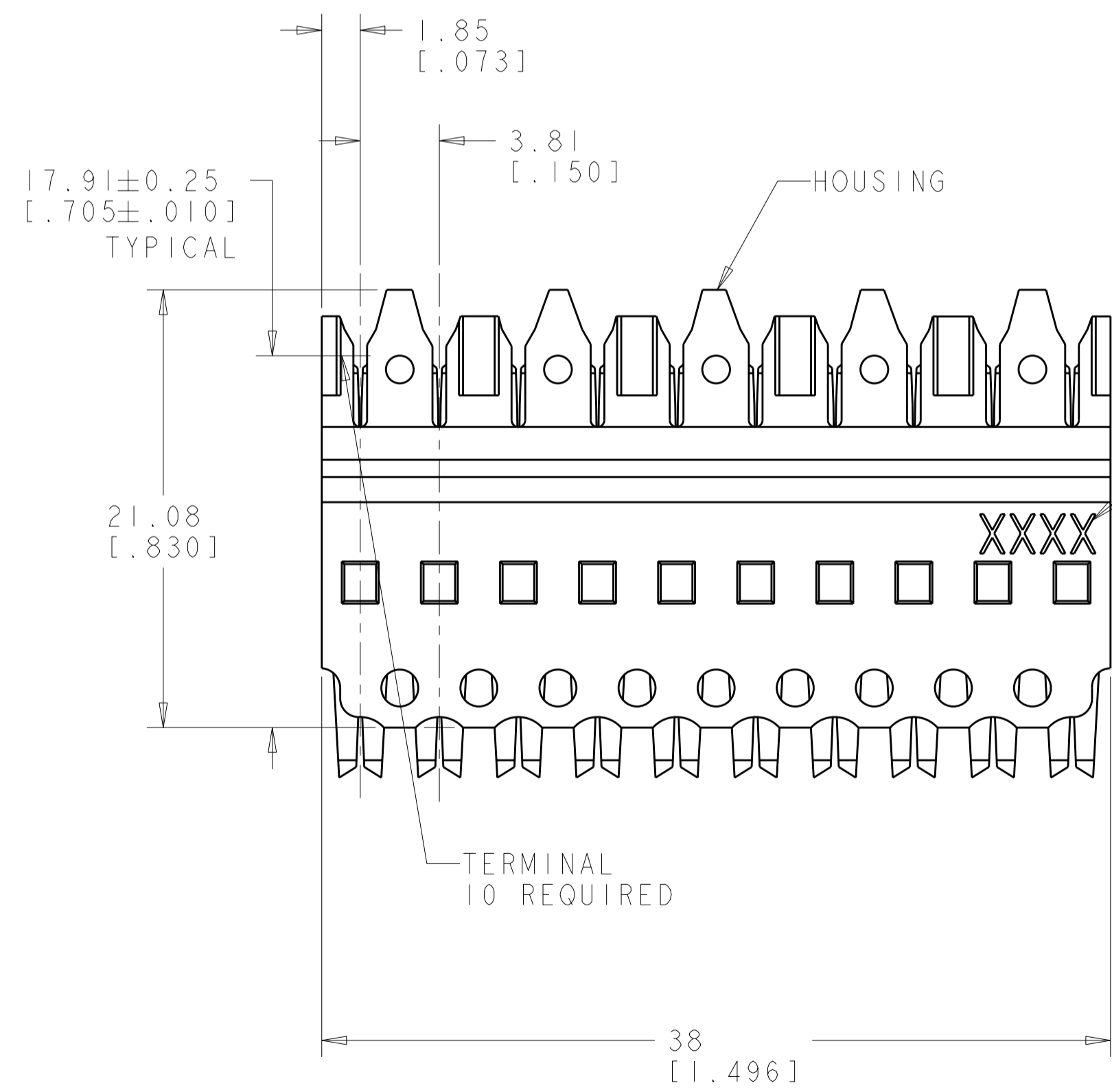


THIS DRAWING IS UNPUBLISHED. RELEASED FOR PUBLICATION 20
 © COPYRIGHT 20 BY TYCO ELECTRONICS CORPORATION. ALL RIGHTS RESERVED.

LOC	DIST	REVISIONS					
		P	LTR	DESCRIPTION	DATE	DWN	APVD
HM	00		G	REDWN, REV; EC 0B40-0298-02	06JAN03	GG	SH
			H	REV; EC 0B40-0038-03	13FEB03	GG	SH
			J	REV ECO-10-003221	17MAY2010	LH	SH



- 1 MATERIAL: HOUSING - POLYCARBONATE MOLDING COMPOUND, IVORY.
TERMINALS - PHOSPHOR BRONZE PLATED WITH 3.81um [.000150] MINIMUM THICK NICKEL UNDERPLATE.
- 2. ALL DIMENSIONS SHOWN ARE NOMINAL UNLESS OTHERWISE SPECIFIED.
- 3 SEE RESTRICTED CUSTOMER DRAWING 2-558402-1.
- 4 SEE RESTRICTED CUSTOMER DRAWING 3-558402-1.



OBSOLETE
OBSOLETE
 558402-1
 PART NUMBER

THIS DRAWING IS A CONTROLLED DOCUMENT FOR TYCO ELECTRONICS CORPORATION. IT IS SUBJECT TO CHANGE AND THE CONTROLLING ENGINEERING ORGANIZATION SHOULD BE CONTACTED FOR THE LATEST REVISION.		DWN G. GARRETT 06 JAN 03	Tyco Electronics Harrisburg, PA 17105-3608	
DIMENSIONS: MM [INCHES]		CHK S. HERNDON 06 JAN 03	NAME CONNECTOR BLOCK ASSEMBLY. 5 PAIR, XC, 110CONNECT	
TOLERANCES UNLESS OTHERWISE SPECIFIED: 0 PLC ± 1 PLC ± 2 PLC ± 3 PLC ±0.127 [1.005] 4 PLC ± ANGLES ± FINISH		APVD S. HERNDON 06 JAN 03	RESTRICTED TO	
MATERIAL		PRODUCT SPEC	SIZE A2	CAGE CODE 00779
		APPLICATION SPEC	DRAWING NO 558402	REV J
		WEIGHT	SCALE 4:1 SHEET 1 OF 1	
		CUSTOMER DRAWING		