

## Contact insert - HC-B 24-EBUS 48 - 1772094


Please be informed that the data shown in this PDF Document is generated from our Online Catalog. Please find the complete data in the user's documentation. Our General Terms of Use for Downloads are valid (<http://phoenixcontact.com/download>)



HEAVYCON female insert, B24 series, 24-pos., screw connection, numbering 25 ... 48



### Key Commercial Data

Packing unit	1 pc
GTIN	 4 017918 036768
Weight per Piece (excluding packing)	150.32 g
Custom tariff number	85366990
Country of origin	Germany

### Technical data

#### General

Note	For HEAVYCON-ADVANCE housing of B24 type and HEAVYCON housing of B24/B48 type
Connection method	Screw connection
Tightening torque	0.5 Nm
Pollution degree	3
Overvoltage category	III
Constructional and testing regulations	DIN VDE 0627/86
	DIN VDE 0110/02.79
	DIN VDE 0110-1/04.97
	IEC 60664-1, DIN IEC 60512
	IEC 60352
Number of positions	24+PE
Insertion/withdrawal cycles	≥ 500

# Contact insert - HC-B 24-EBUS 48 - 1772094

## Technical data

### General

Type	B24
Conductor cross section	0.5 mm <sup>2</sup> ... 2.5 mm <sup>2</sup> (Applies to stranded conductors with ferrules)
	0.5 mm <sup>2</sup> ... 4 mm <sup>2</sup> (PE screw)
Connection cross section AWG	20 ... 14
	20 ... 12 (PE screw)
Stripping length of the individual wire	7 mm
Connection	For housings of type B16/B32. Connectors may only be actuated when there is no load/voltage.

### Ambient conditions

Ambient temperature (operation)	-40 °C ... 125 °C (including heating up of contacts)
---------------------------------	--

### Material data

Flammability rating according to UL 94	V0
Contact material	Copper alloy
Contact surface material	Ag
Contact carrier material	PA

### Electrical characteristics

Rated voltage (III/3)	500 V
Rated surge voltage	6 kV
Rated current	16 A

### Standards and Regulations

Connection in acc. with standard	CSA
Constructional and testing regulations	DIN VDE 0627/86
	DIN VDE 0110/02.79
	DIN VDE 0110-1/04.97
	IEC 60664-1, DIN IEC 60512
	IEC 60352
Flammability rating according to UL 94	V0

## Classifications

### eCl@ss

eCl@ss 4.0	27140816
eCl@ss 4.1	27140816
eCl@ss 5.0	27143424
eCl@ss 5.1	27143424
eCl@ss 6.0	27143424

# Contact insert - HC-B 24-EBUS 48 - 1772094

## Classifications

### eCl@ss

eCl@ss 7.0	27440209
eCl@ss 8.0	27440205
eCl@ss 9.0	27440205

### ETIM

ETIM 2.0	EC000438
ETIM 3.0	EC000438
ETIM 4.0	EC000438
ETIM 5.0	EC000438

### UNSPSC

UNSPSC 6.01	30211923
UNSPSC 7.0901	39121522
UNSPSC 11	39121522
UNSPSC 12.01	39121522
UNSPSC 13.2	39121522

## Approvals

### Approvals

---

Approvals

CSA / UL Recognized / EAC

---

Ex Approvals

---

Approvals submitted

---

### Approval details

CSA	
mm <sup>2</sup> /AWG/kcmil	20-13
Nominal current IN	16 A

# Contact insert - HC-B 24-EBUS 48 - 1772094

## Approvals

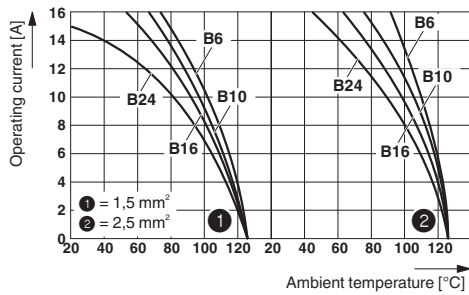
Nominal voltage UN	600 V
--------------------	-------

UL Recognized	
mm <sup>2</sup> /AWG/kcmil	18-12
Nominal current I <sub>N</sub>	15 A
Nominal voltage UN	600 V

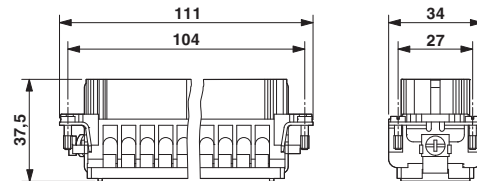
EAC
-----

## Drawings

Diagram




Dimensional drawing



Female insert

Derating diagram: Series HC-B...S / HC-B...C

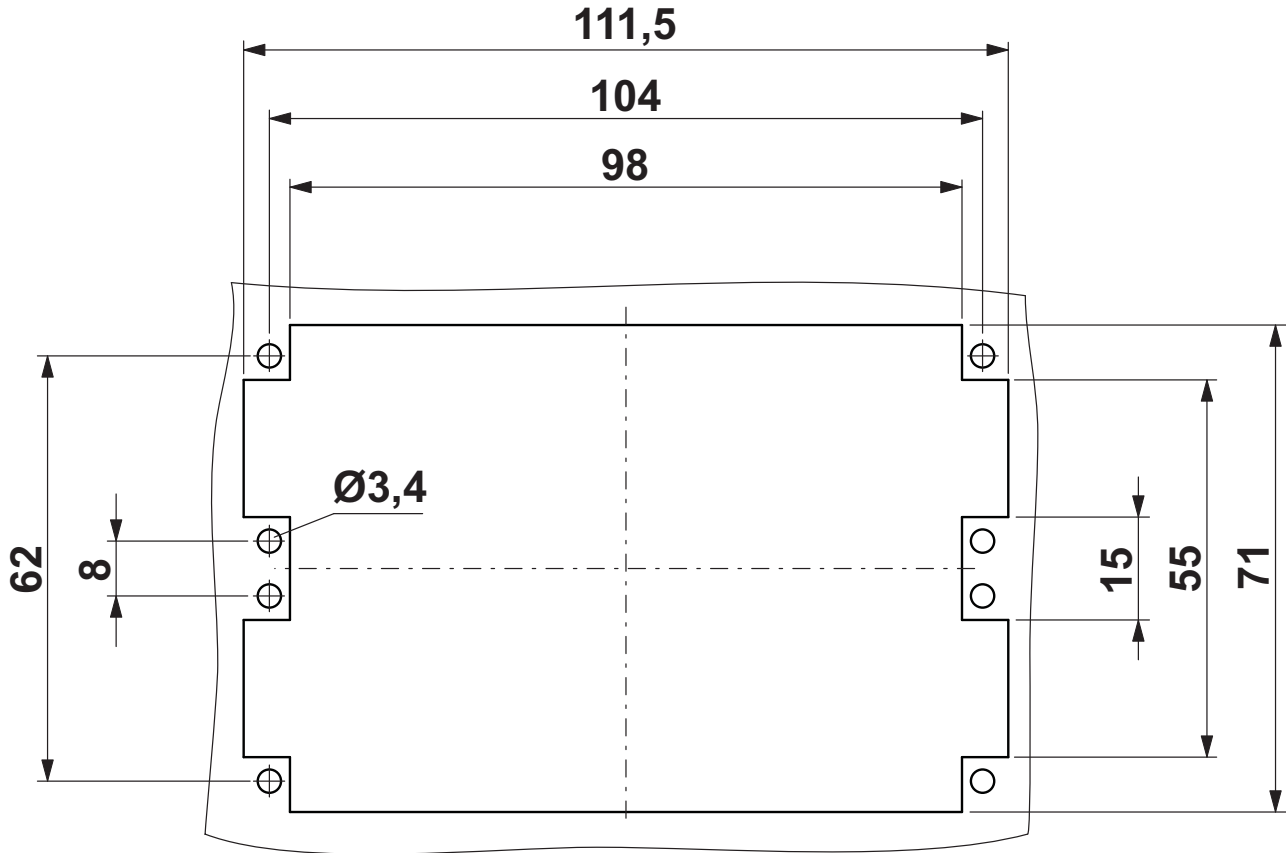
Schematic diagram



Connector pin assignment, connection side

# Contact insert - HC-B 24-EBUS 48 - 1772094

Dimensional drawing



Panel cutout