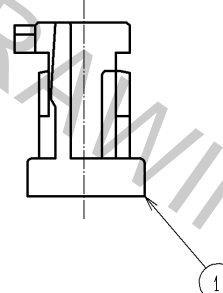
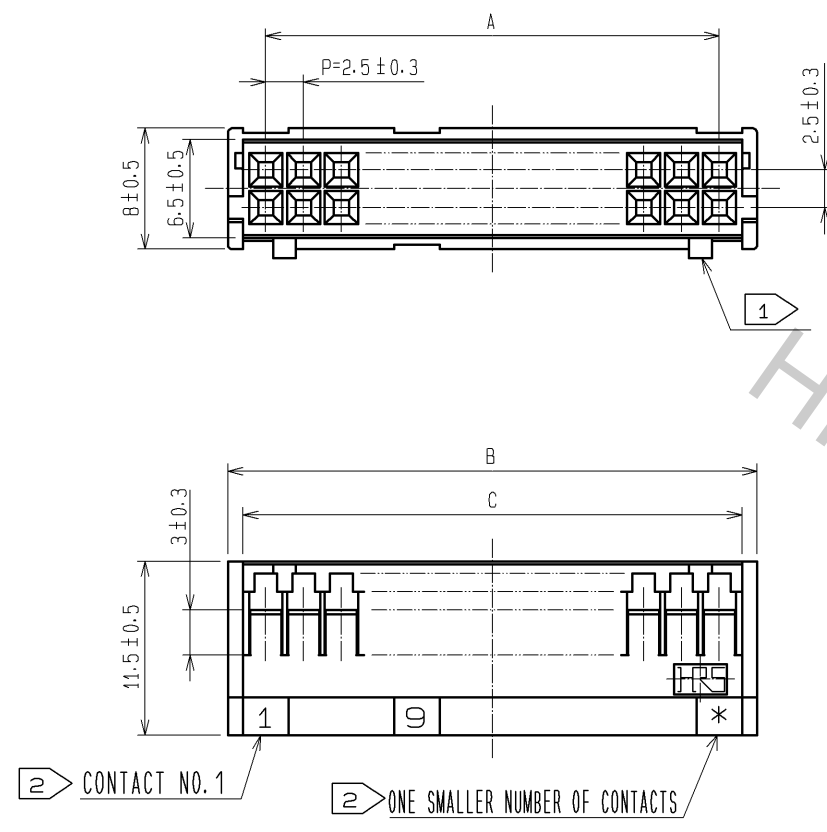
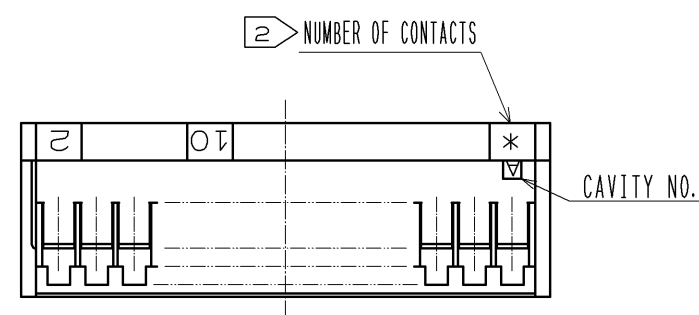
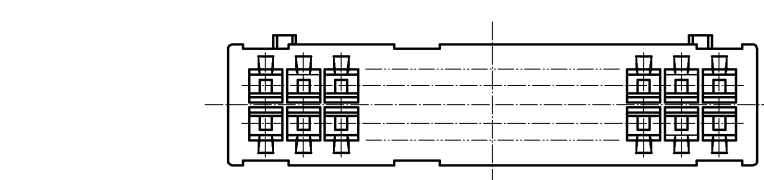


1 2 3 4 5 6 7 8

A
B
C
D
E
F



HRS NO.	PART NO.	SLOTTING		
		A	B	C
CL541-0648-0	DF1B-4DS-2.5RC	2.5	7.5	5.5
0649-3	6	5.0	10.0	8.0
0650-2	8	7.5	12.5	10.5
0600-4	10	10.0	15.0	13.0
0601-7	12	12.5	17.5	15.5
0602-0	14	15.0	20.0	18.0
0603-2	16	17.5	22.5	20.5
0604-5	18	20.0	25.0	23.0
0605-8	20	22.5	27.5	25.5
0606-0	22	25.0	30.0	28.0
0607-3	24	27.5	32.5	30.5
0608-6	26	30.0	35.0	33.0
0609-9	28	32.5	37.5	35.5
0610-8	30	35.0	40.0	38.0
0612-3	34	40.0	45.0	43.0
0613-6	36	42.5	47.5	45.5
0615-1	40	47.5	52.5	50.5



△ 4

TOLERANCES SEE TABLE FOR SPECIFIED, UNLESS OTHERWISE		
OVER	TO	TOLERANCE
6	6	±0.3
6	18	±0.5
18	50	±0.7
50	125	±1
125	250	±1.3
ANGULAR		±1°

- ① 4 PINS HEADER HAVE ONE PROJECTION AT CENTER. OTHER PINS HAVE 2 PROJECTION AS PER DRAWING.
- ② CONTACT NOS. <1, 2, 9, 10... 40> AND NUMBER OF CONTACTS AND ONE SMALLER NUMBER OF CONTACTS SHALL BE MARKED.
- △ 3 FORMAT CHANGING.
- △ 4 UNLESS OTHERWISE SPECIFIED, THE TOLERANCE SHALL CONFORM TO THE TABLE 1.

NO.	MATERIAL	FINISH . REMARKS	NO.	MATERIAL	FINISH . REMARKS
			1	POLYAMIDE	NATURAL(WHITE), UL94V-0

UNITS	SCALE	COUNT	DESCRIPTION OF REVISIONS	DESIGNED	CHECKED	DATE
mm	2 : 1	3	DIS-H-005568	HT. SATO	HK. UMEHARA	11. 03. 04

HRS HIROSE ELECTRIC CO., LTD.	APPROVED : KJ. KATAYOSE	05. 01. 05	DRAWING NO.	EDC3-160092-02
	CHECKED : TY. OMA	05. 01. 05	PART NO.	DF1B-*DS-2.5RC
	DESIGNED : TS. KUMAZAWA	05. 01. 05	CODE NO.	CL541
	DRAWN : TS. KUMAZAWA	05. 01. 05		