

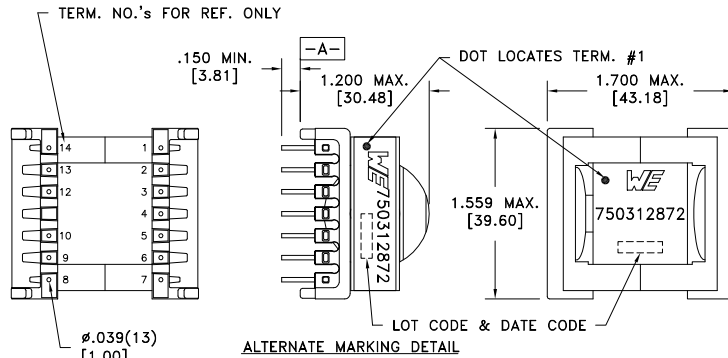
CUSTOMER TERMINAL	RoHS	LEAD(Pb)-FREE
Sn96%, Ag4%	Yes	Yes

more than you expect

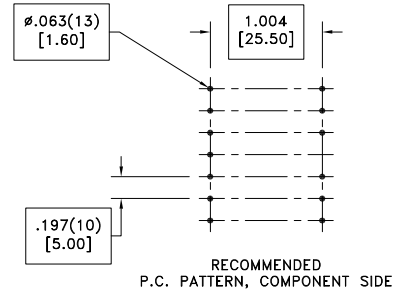
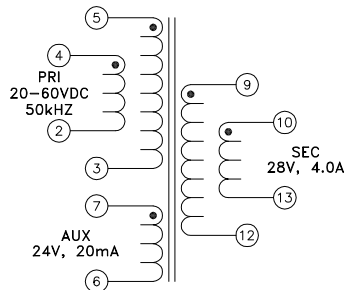


ELECTRICAL SPECIFICATIONS @ 25°C unless otherwise noted:

PARAMETER	TEST CONDITIONS	VALUE
D.C. RESISTANCE	5-2 tie(2+3, 4+5), @20°C	0.011 ohms max.
D.C. RESISTANCE	9-13 tie(9+10, 12+13), @20°C	0.011 ohms max.
D.C. RESISTANCE	7-6 @20°C	0.035 ohms ±20%
INDUCTANCE	5-2 tie(2+3, 4+5), 10kHz, 100mVAC, Ls	14.0uH ±10%
SATURATION CURRENT	20% rolloff from initial	25.9A
LEAKAGE INDUCTANCE	5-2 tie(2+3, 4+5, 6+7, 9+10+12+13), 100kHz, 10mVAC, Ls	140nH typ., 280nH max.
DIELECTRIC	2-13 tie(4+5+6, 9+10), 1500VAC, 1 second	-
TURNS RATIO	(5-3):(9-12)	1:1, ±1%
TURNS RATIO	(5-3):(10-13)	1:1, ±1%
TURNS RATIO	(5-3):(4-2)	1:1, ±1%
TURNS RATIO	(5-3):(7-6)	1.25:1, ±1%



ALTERNATE MARKING DETAIL
PART MUST INSERT FULLY TO SURFACE A IN RECOMMENDED GRID



Customer to tie terminals 2+3, 4+5, 9+10, 12+13 together on PCB.

GENERAL SPECIFICATIONS:

OPERATING TEMPERATURE RANGE: -40°C to +125°C including temp rise.

Safety Standard Undefined.

Wire insulation & RoHS status not affected by wire color.
Wire insulation color may vary depending on availability.

REV.	DATE	Packaging Specifications Method: Tray PKG-0043 www.we-online.com/midcom		Tolerances unless otherwise specified: Angles: ±1° Fractions: ±1/64 Decimals: ±.005 [.13] Footprint: ±.001 [.03]	DRAWING TITLE TRANSFORMER	PART NO. 750312872
6A	6/12	SEE REVISION SHEET FOR REVISION LEVEL	CONVENTION PLACEMENT	This drawing is dual dimensioned. Dimensions in brackets are in millimeters.	eiSos p/n: 750312872	SPECIFICATION SHEET 1 OF 1