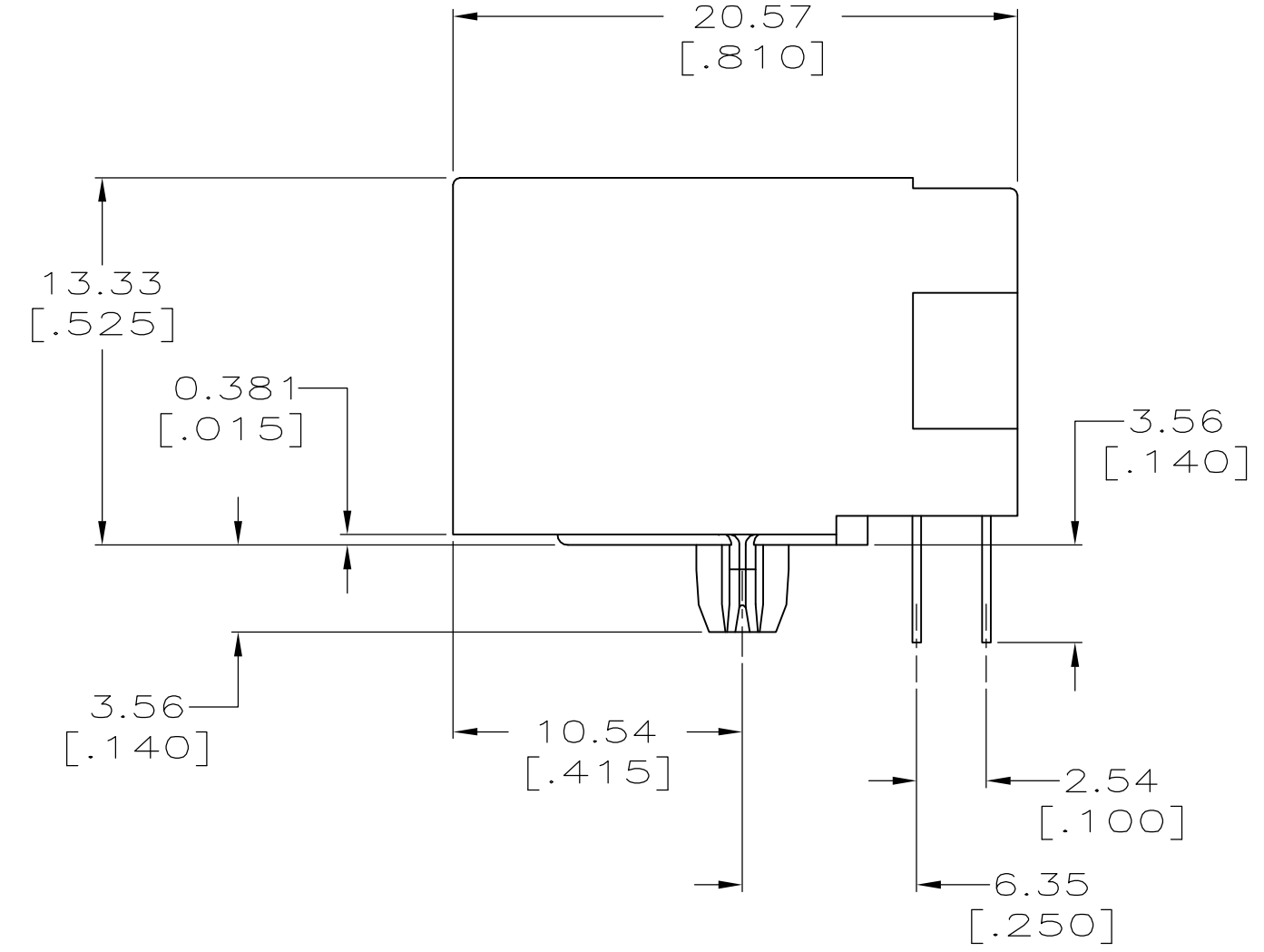
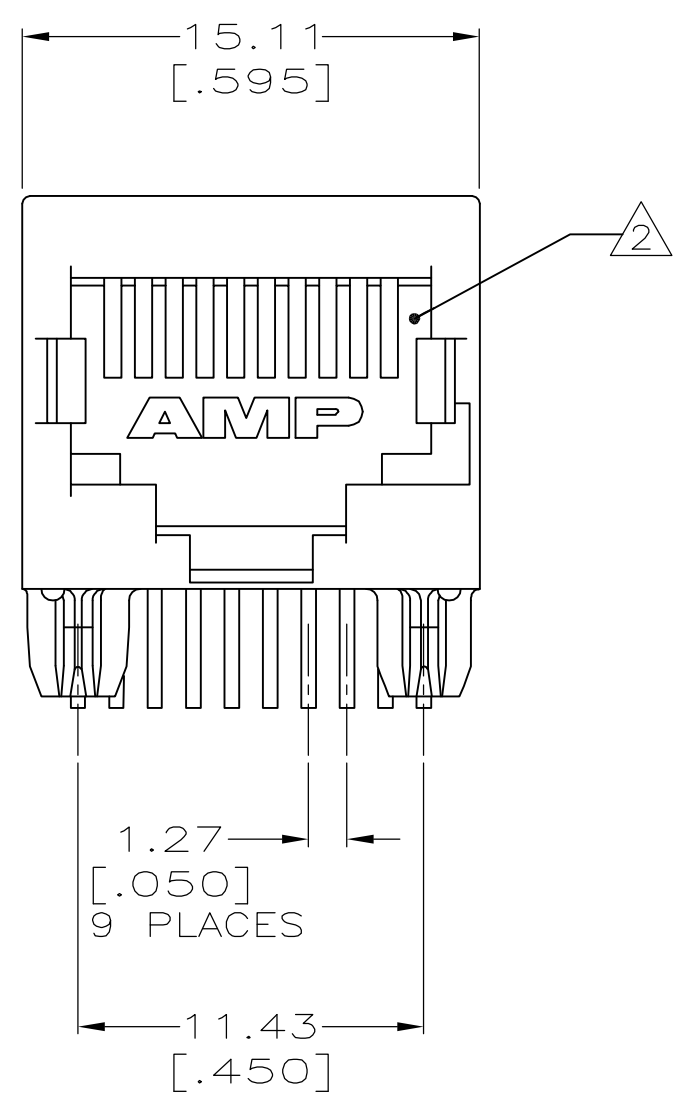
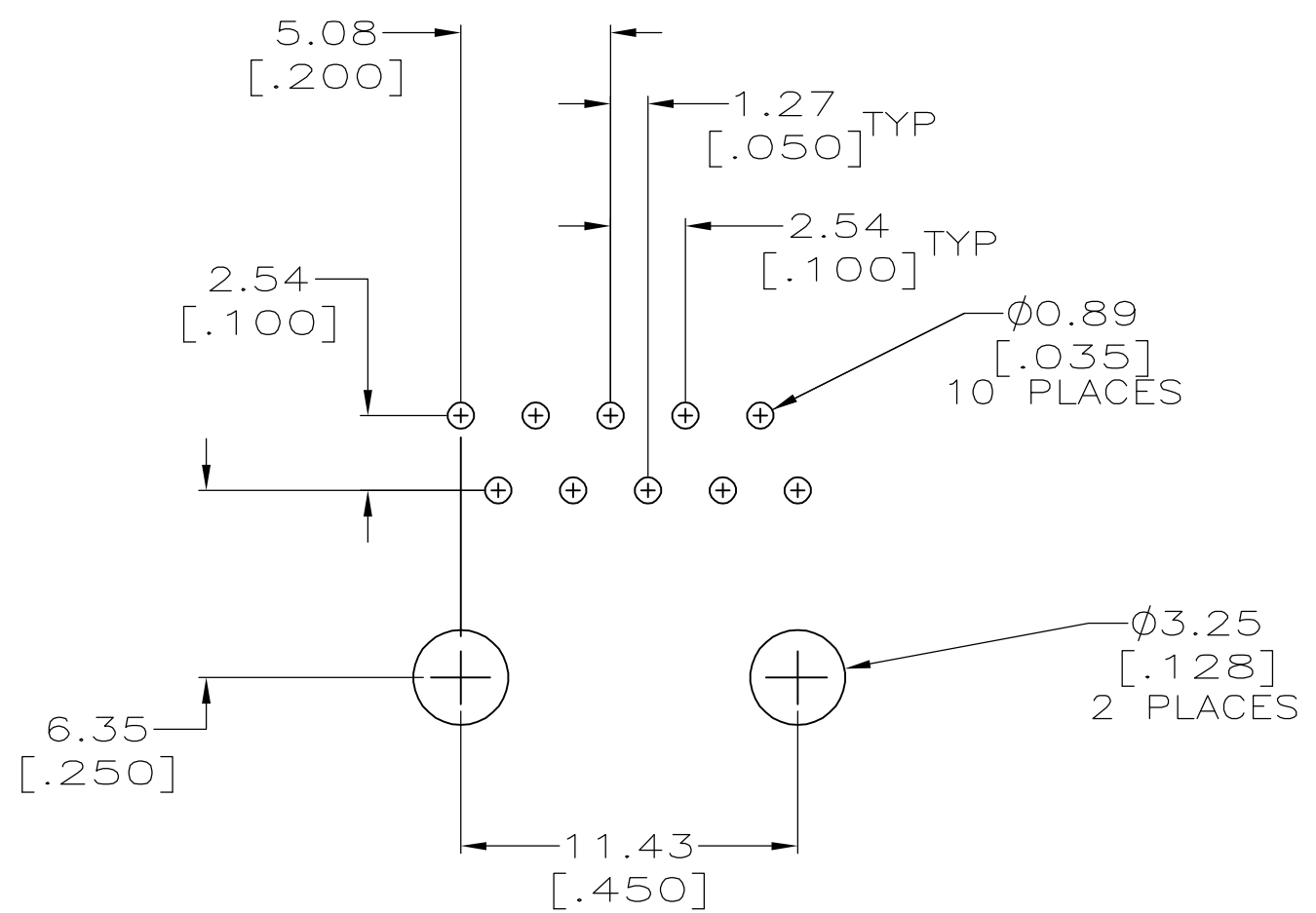


THIS DRAWING IS UNPUBLISHED. RELEASED FOR PUBLICATION
 © COPYRIGHT BY TYCO ELECTRONICS CORPORATION. ALL RIGHTS RESERVED.

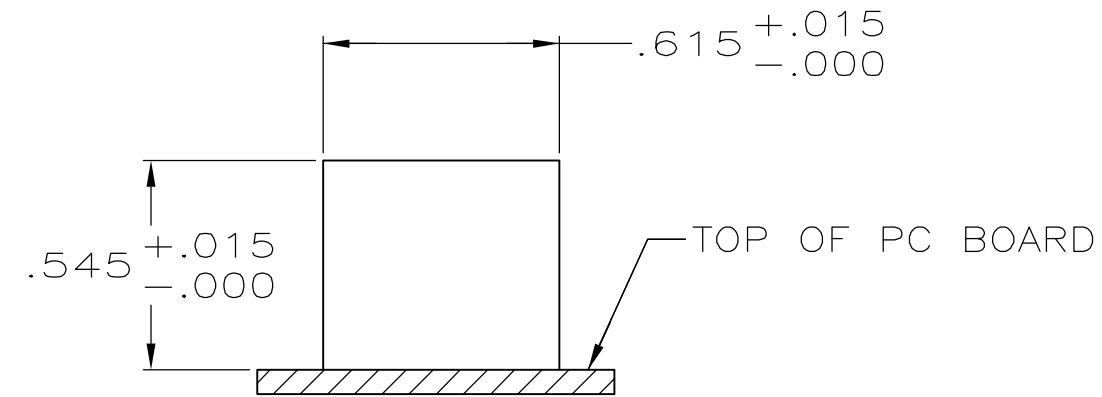
LOC	DIST	REVISIONS			
P	LTR	DESCRIPTION	DATE	DWN	APVD
AA	22				
A		REV PER EC 0S11-0201-04	07JUN2005	AF	SF



- ⚠ MATERIAL: HOUSING - HTN NYLON, BLACK, IR REFLOW COMPATIBLE, UL 94V-0.
TERMINALS - 0.33[.013] THICK PHOS BRONZE PLATED WITH 1.27μm[.000050] MINIMUM THICK HARD GOLD IN LOCALIZED AREA AND 3.81μm[.000150] MINIMUM THICK MATTE TIN IN SOLDER AREA OVER 1.27μm[.000050] MINIMUM THICK NICKEL UNDERPLATE.
- ⚠ JACK CAVITY CONFORMS TO FCC RULES AND REGULATIONS, PART 68 SUBPART F.
- 3. DIMENSIONS ARE NOMINAL UNLESS OTHERWISE SPECIFIED.



SUGGESTED PC BOARD LAYOUT
 VIEW SHOWN IS TOP OF PC BOARD
 (COMPONENT SIDE)



SUGGESTED PANEL CUTOUT

5558066-1
 PART NUMBER

THIS DRAWING IS A CONTROLLED DOCUMENT.		DWN A. FERNANDEZ-DOCK5 07JUN2005	Tyco Electronics Corporation Harrisburg, PA 17105-3608	
DIMENSIONS: mm[inches]		CHK J. WESTMAN 07JUN2005	NAME	
TOLERANCES UNLESS OTHERWISE SPECIFIED: 0 PLC ± - 1 PLC ± - 2 PLC ± - 3 PLC ± 0.13[.005] 4 PLC ± - ANGLES ± - FINISH		APVD S. FLICKINGER 07JUN2005	MODULAR JACK ASSEMBLY, 10 POSITION, SIDE ENTRY, KEYED, LOW PROFILE	
MATERIAL		PRODUCT SPEC	SIZE A2	RESTRICTED TO
		APPLICATION SPEC	CAGE CODE	
		WEIGHT	DRAWING NO C=5558066	
		CUSTOMER DRAWING	SCALE 4:1	SHEET 1 OF 1
			REV A	

5558066