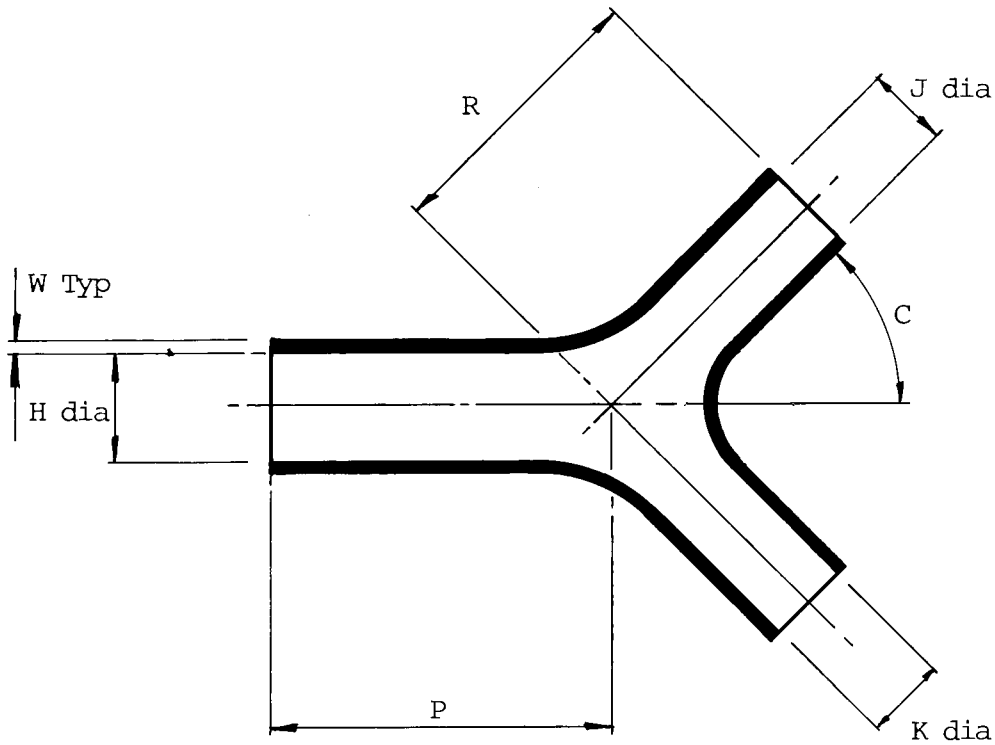


Part as supplied

Customer Modified Part

342W 054 - 3 - G01



Dimensions (in millimetres)

Part No.	H ref	J ref	K ref	P +10%	R +10%	W +20%	C +5°
342W054-3 G01	15	11	11	45	37	1,5	45°

Drawn G. Evans

Checked *KAE* Issue 1 Date August 1980

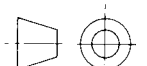
Conforms to ISO Recommendations  
3rd Angle Projection  
Not to scale

**Approval**

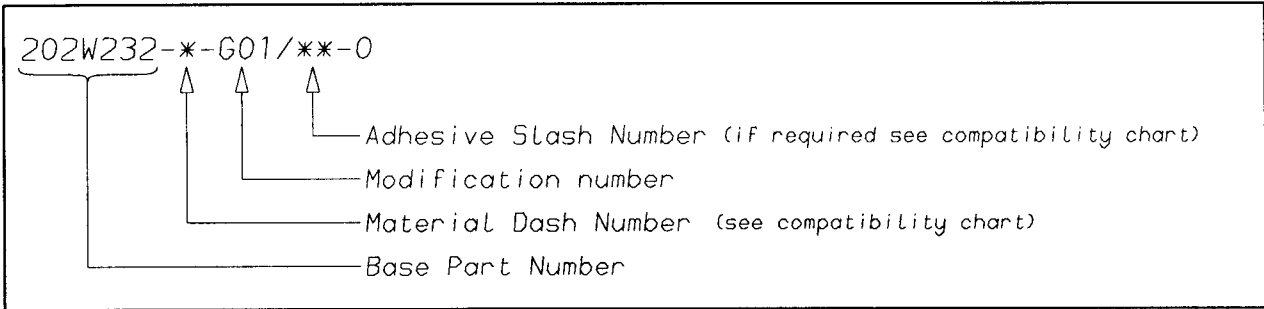
Design *AEV*

MKTC *[Signature]*

Q.C. *[Signature]*



## Ordering Information



## COMPATIBILITY CHART

MATERIAL DASH NUMBER	MATERIAL DESCRIPTION	COATING SLASH NUMBER
-3	POLYOLEFIN, SEMI-RIGID	/42, /86
-4	POLYOLEFIN, FLEXIBLE	/42, /86
-25	ELASTOMER, FLUID RESISTANT	/86, /225

AS SUPPLIED DIMENSIONS ARE FOR UNCOATED PARTS,  
WHEN COATING IS ADDED, ENTRY DIAMETERS WILL REDUCE BY 1.5mm MAX.