

Base strip - EMSTBV 2,5/ 5-GF - 1914084

Please be informed that the data shown in this PDF Document is generated from our Online Catalog. Please find the complete data in the user's documentation. Our General Terms of Use for Downloads are valid (<http://phoenixcontact.com/download>)

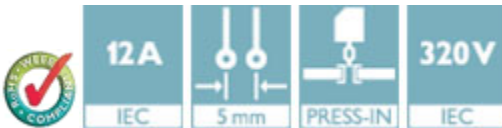
Header, Nominal current: 12 A, Rated voltage (III/2): 320 V, Number of positions: 5, Pitch: 5 mm, Color: green, Contact surface: Tin, Mounting: Press-in technology



The figure shows a 10-position version of the product

Product Features

- Press-in tools available on request
- Pin strips with ERNI-PRESS flexible press-in zone
- Processing according to EN 60352-5



Key Commercial Data

Packing unit	1 pc
Minimum order quantity	50 pc
Weight per Piece (excluding packing)	4.6 g
Custom tariff number	85366990
Country of origin	Germany

Technical data

Dimensions

Length	8.6 mm
Pitch	5.00 mm
Dimension a	20 mm
Constructional height	12 mm
Length of the solder pin	3.9 mm
Pin dimensions	1,7 mm
Hole diameter	1.75 mm

General

Base strip - EMSTBV 2,5/ 5-GF - 1914084

Technical data

General

Range of articles	EMSTBV 2,5/...-GF
Insulating material group	IIIa
Rated surge voltage (III/3)	4 kV
Rated surge voltage (III/2)	4 kV
Rated surge voltage (II/2)	4 kV
Rated voltage (III/3)	200 V
Rated voltage (III/2)	320 V
Rated voltage (II/2)	320 V
Connection in acc. with standard	EN-VDE
Nominal current I _N	12 A
Maximum load current	12 A
Insulating material	PBT
Flammability rating according to UL 94	V0
Color	green
Number of positions	5

Standards and Regulations

Connection in acc. with standard	EN-VDE
	CUL
Flammability rating according to UL 94	V0

Classifications

eCl@ss

eCl@ss 4.0	272607xx
eCl@ss 4.1	27260701
eCl@ss 5.0	27260701
eCl@ss 5.1	27260701
eCl@ss 6.0	27260704
eCl@ss 7.0	27440402
eCl@ss 8.0	27440402
eCl@ss 9.0	27440402

ETIM

ETIM 3.0	EC001121
ETIM 4.0	EC002637
ETIM 5.0	EC002637

Base strip - EMSTBV 2,5/ 5-GF - 1914084

Classifications

UNSPSC

UNSPSC 6.01	30211810
UNSPSC 7.0901	39121409
UNSPSC 11	39121409
UNSPSC 12.01	39121409
UNSPSC 13.2	39121409

Approvals

Approvals

Approvals

VDE Gutachten mit Fertigungsüberwachung / IECEx CB Scheme / CCA / EAC / cULus Recognized / EAC

Ex Approvals

Approvals submitted

Approval details

VDE Gutachten mit Fertigungsüberwachung 	
Nominal current I _N	12 A
Nominal voltage U _N	250 V

IECEE CB Scheme 	
Nominal current I _N	12 A
Nominal voltage U _N	250 V

CCA

Base strip - EMSTBV 2,5/ 5-GF - 1914084

Approvals

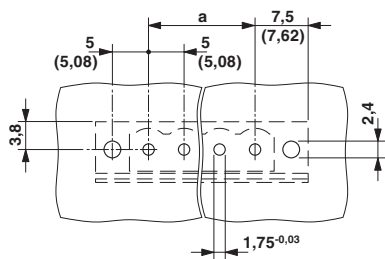
EAC

cULus Recognized		
	B	D
Nominal current I_N	12 A	10 A
Nominal voltage U_N	300 V	300 V

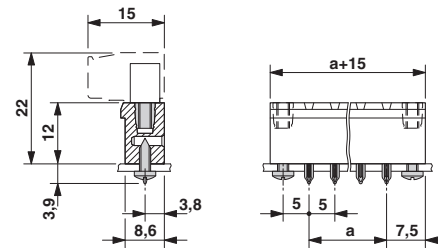
EAC

Drawings

Drilling diagram

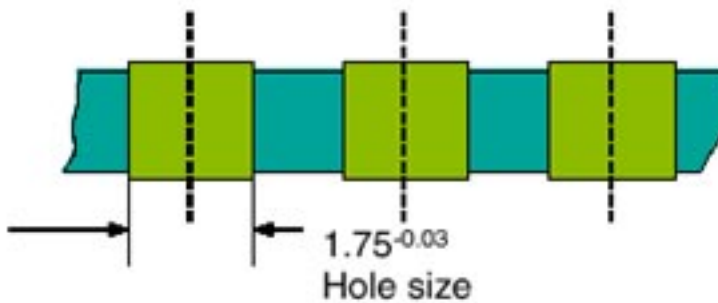


Dimensional drawing



Drilling diagram

Bore hole in the basic material,
mostly epoxy glass fabric FR4 or EP-GC

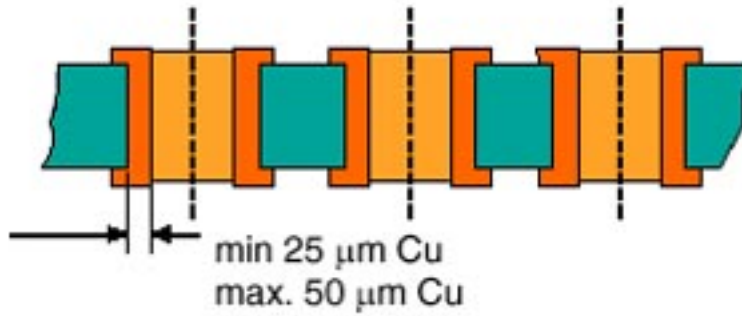


Bore hole with Cu ferrule

Base strip - EMSTBV 2,5/ 5-GF - 1914084

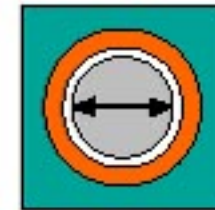
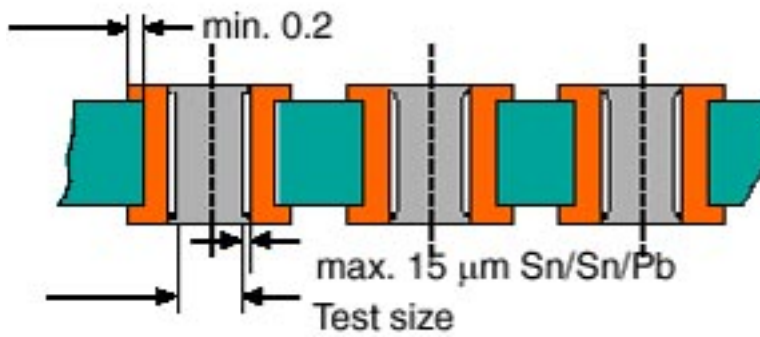
Drilling diagram

Bore hole with Cu ferrule



Drilling diagram

Plated-through bore hole with Sn/SnPb



1.6 $\begin{matrix} +0.09 \\ -0.06 \end{matrix}$

Base strip - EMSTBV 2,5/ 5-GF - 1914084

Diagram

Plug: MSTB 2,5/5-ST(F)(-5,08)
Header: EMSTBV(A) 2,5/5-G(F)(-5,08)

