



Micro Commercial Components



Micro Commercial Components
20736 Marilla Street Chatsworth
CA 91311
Phone: (818) 701-4933
Fax: (818) 701-4939

MCM1206

P-Channel Power MOSFET

Features

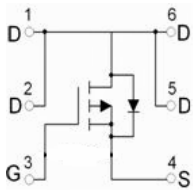
- Advanced trench MOSFET process technology
- Ultra low on-resistance with low gate charge
- Halogen free available upon request by adding suffix "-HF"
- Epoxy meets UL 94 V-0 flammability rating
- Moisture Sensitivity Level 1
- Marking:1206

Maximum Ratings @ 25°C Unless Otherwise Specified

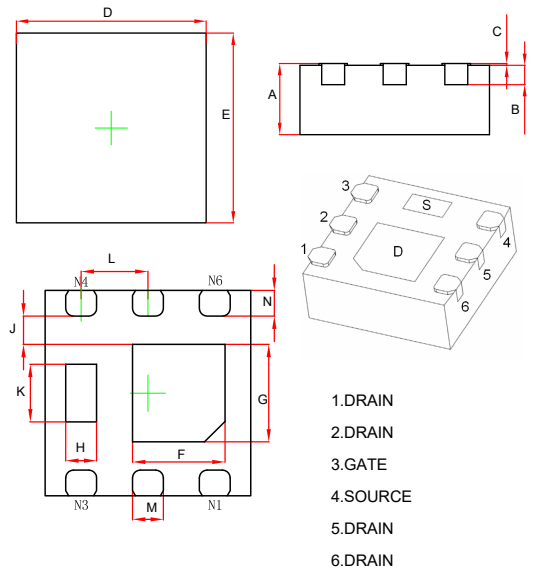
Symbol	Parameter	Rating	Unit
V_{DS}	Drain-source Voltage	-12	V
I_D	Drain Current-Continuous	-6	A
I_{DM}	Pulsed Drain Current (note1)	-20	A
V_{GS}	Gate-source Voltage	± 8	V
$R_{\theta JA}$	Thermal Resistance Junction to Ambient(note1)	357	$^{\circ}C/W$
T_J	Operating Junction Temperature	-55 to +150	$^{\circ}C$
T_{STG}	Storage Temperature	-55 to +150	$^{\circ}C$

(1).Repetitive rating:Pluse width limited by junction temperature

Equivalent Circuit



DFN2020-6J



DIM	INCHES		MM		NOTE
	MIN	MAX	MIN	MAX	
A	0.028	.032	0.700	0.800	
B	0.008REF.		0.203REF.		
C	0.000	0.002	0.000	0.050	
D	0.076	0.082	1.924	2.076	
E	0.076	0.082	1.924	2.076	
F	0.031	0.039	0.800	1.000	
G	0.033	0.041	0.850	1.050	
H	0.008	0.016	0.200	0.400	
J	0.008	---	0.200	---	
K	0.018	0.026	0.460	0.660	
L	0.026TYP.		0.650TYP.		
M	0.010	0.014	0.250	0.350	
N	0.007	0.013	0.174	0.326	

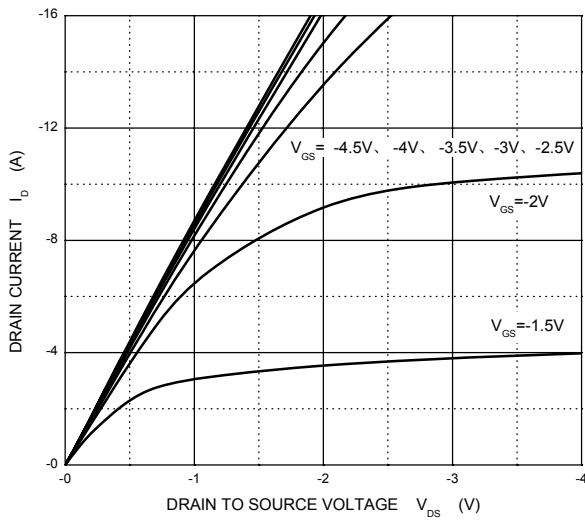
ELECTRICAL CHARACTERISTICS(T_a=25°C unless otherwise specified)

Parameter	Symbol	Test Condition	Min	Typ	Max	Units
Static						
Drain-source breakdown voltage	V _{(BR)DSS}	V _{GS} = 0V, I _D = -250μA	-12			V
Gate-source threshold voltage	V _{GS(th)}	V _{DS} = V _{GS} , I _D = -250μA	-0.5		-0.9	
Gate-source leakage	I _{GSS}	V _{DS} = 0V, V _{GS} = ±8V			±100	nA
Zero gate voltage drain current	I _{DSS}	V _{DS} = -8V, V _{GS} = 0V			-1	μA
Drain-source on-state resistance	R _{DS(on)}	V _{GS} = -4.5V, I _D = -3.5A		30	45	mΩ
		V _{GS} = -2.5V, I _D = -3A		40	60	
		V _{GS} = -1.8V, I _D = -2.0A		60	90	
Forward transconductance ^a	g _{fs}	V _{DS} = -5V, I _D = -4.1A	6			S
Dynamic						
Input capacitance ^{b,c}	C _{iss}	V _{DS} = -4V, V _{GS} = 0V, f = 1MHz		740		pF
Output capacitance ^{b,c}	C _{oss}			290		
Reverse transfer capacitance ^{b,c}	C _{rss}			190		
Total gate charge ^b	Q _g	V _{DS} = -4V, V _{GS} = -4.5V, I _D = -4.1A		7.8		nC
		V _{DS} = -4V, V _{GS} = -2.5V, I _D = -4.1A		4.5		
Gate-source charge ^b	Q _{gs}			1.2		
Gate-drain charge ^b	Q _{gd}			1.6		
Gate resistance ^{b,c}	R _g	f = 1MHz	1.4	7	14	Ω
Turn-on delay time ^{b,c}	t _{d(on)}	V _{DD} = -4V, R _L = 1.2Ω, I _D ≈ -3.3A, V _{GEN} = -4.5V, R _g = 1Ω		13	2	ns
Rise time ^{b,c}	t _r			35	5	
Turn-off Delay time ^{b,c}	t _{d(off)}			32	4	
Fall time ^{b,c}	t _f			10	2	
Turn-on delay time ^{b,c}	t _{d(on)}	V _{DD} = -4V, R _L = 1.2Ω, I _D ≈ -3.3A, V _{GEN} = -8V, R _g = 1Ω		5	10	
Rise time ^{b,c}	t _r			11	1	
Turn-off delay time ^{b,c}	t _{d(off)}			22	3	
Fall time ^{b,c}	t _f			16	2	
Drain-source body diode characteristics						
Continuous source-drain diode current	I _S				-6	A
Pulse diode forward current ^a	I _{SM}				-20	
Body diode voltage	V _{SD}	I _F = -3.3A			-1.2	V

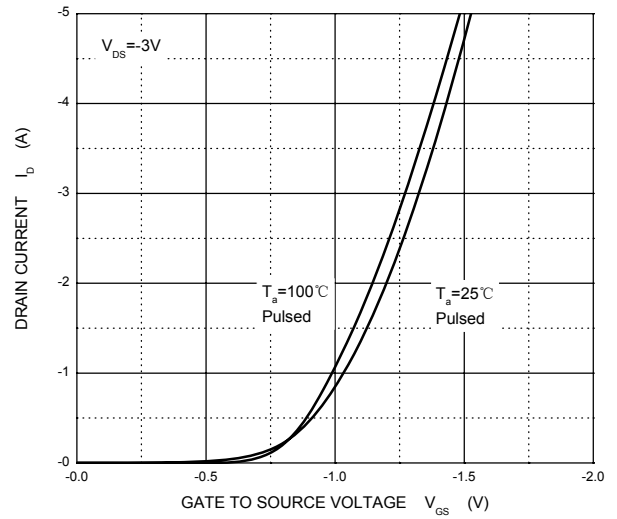
Note :

- a. Pulse Test ; Pulse Width ≤300μs, Duty Cycle ≤2%.
- b. Guaranteed by design, not subject to production testing.
- c. These parameters have no way to verify.

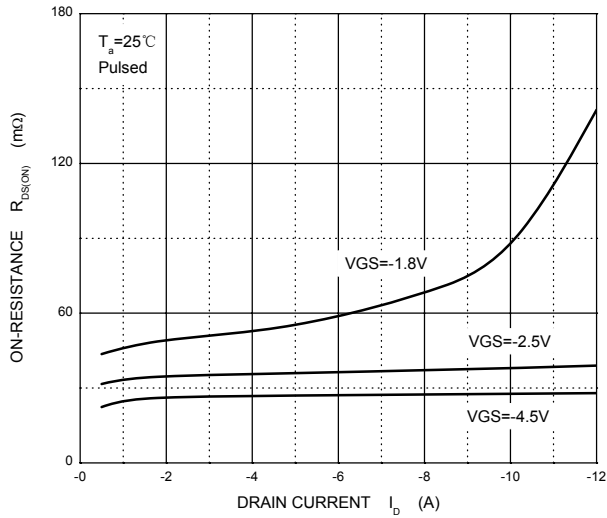
Output Characteristics



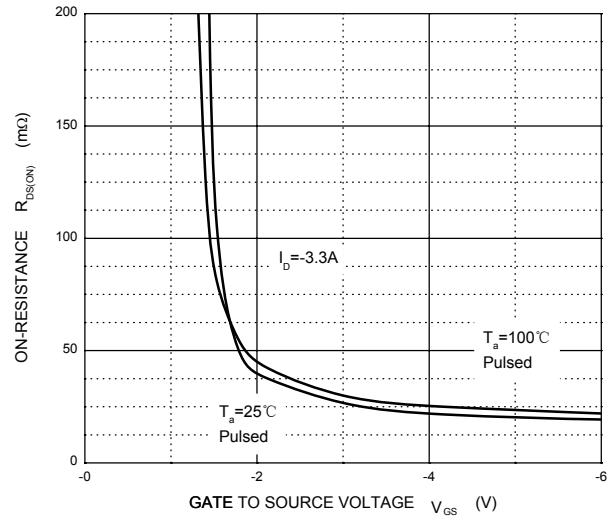
Transfer Characteristics



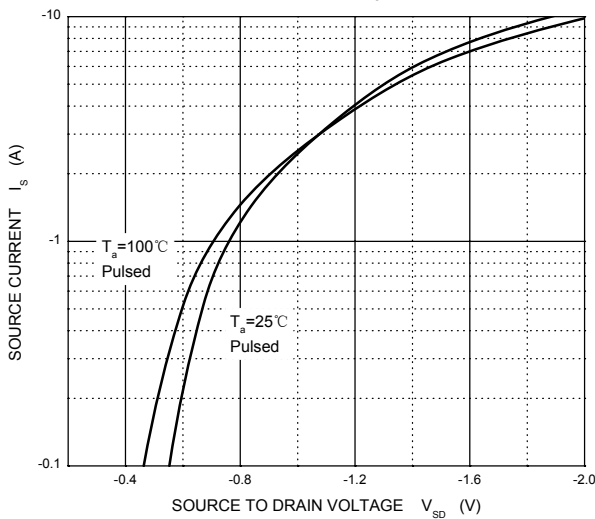
$R_{DS(ON)}$ — I_D



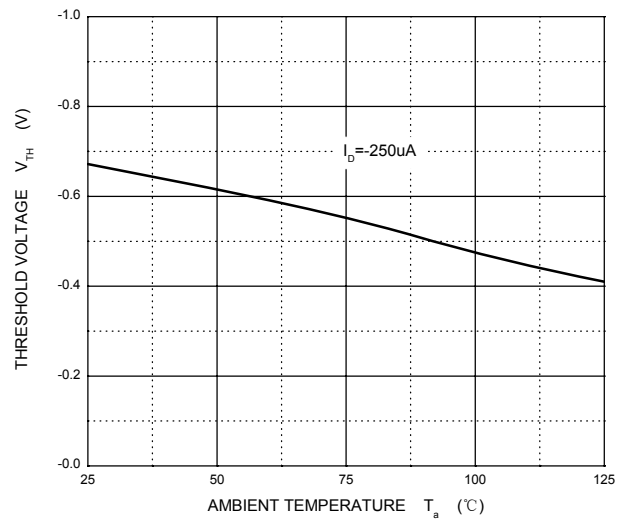
$R_{DS(ON)}$ — V_{GS}



I_S — V_{SD}



Threshold Voltage





Micro Commercial Components

Ordering Information :

Device	Packing
Part Number-TP	Tape&Reel: 3Kpcs/Reel

Note : Adding "-HF" suffix for halogen free, eg. Part Number-TP-HF

IMPORTANT NOTICE

Micro Commercial Components Corp. reserves the right to make changes without further notice to any product herein to make corrections, modifications , enhancements , improvements , or other changes . **Micro Commercial Components Corp .** does not assume any liability arising out of the application or use of any product described herein; neither does it convey any license under its patent rights ,nor the rights of others . The user of products in such applications shall assume all risks of such use and will agree to hold **Micro Commercial Components Corp .** and all the companies whose products are represented on our website, harmless against all damages.

LIFE SUPPORT

MCC's products are not authorized for use as critical components in life support devices or systems without the express written approval of Micro Commercial Components Corporation.

CUSTOMER AWARENESS

Counterfeiting of semiconductor parts is a growing problem in the industry. Micro Commercial Components (MCC) is taking strong measures to protect ourselves and our customers from the proliferation of counterfeit parts. MCC strongly encourages customers to purchase MCC parts either directly from MCC or from Authorized MCC Distributors who are listed by country on our web page cited below. Products customers buy either from MCC directly or from Authorized MCC Distributors are genuine parts, have full traceability, meet MCC's quality standards for handling and storage. **MCC will not provide any warranty coverage or other assistance for parts bought from Unauthorized Sources.** MCC is committed to combat this global problem and encourage our customers to do their part in stopping this practice by buying direct or from authorized distributors.

www.mccsemi.com