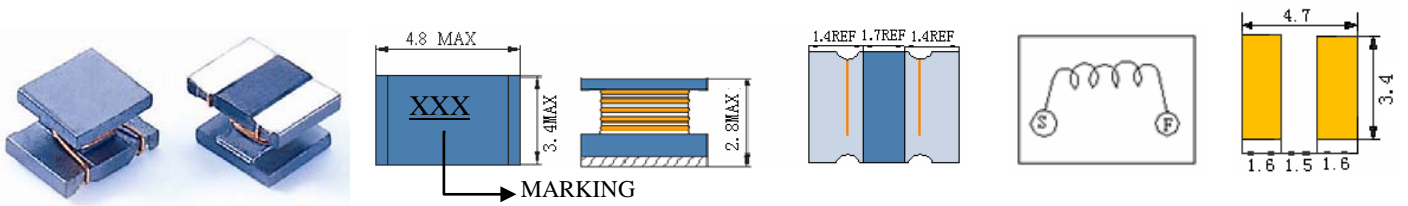


SC1812

SMD POWER INDUCTORS



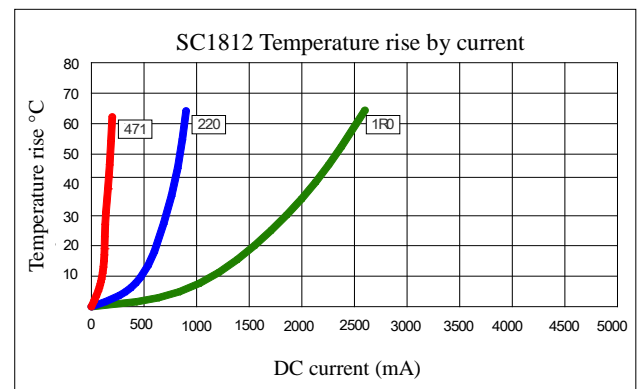
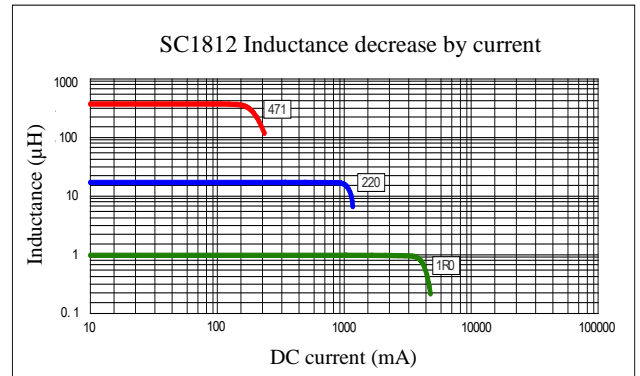
• Features

1. Open frame construction
2. Low DCR
3. Excellent Power Density
4. Engineered to Provide High Efficiency

ELECTRICAL CHARACTERISTICS



Part Number	Inductance (uH) (1)	Test Frequency	DC Resistance (Ω MAX) (2)	Saturation Current ⁽³⁾ (A)	Temperature Current ⁽⁴⁾ (A)
SC1812-1R0	1.0	1MHZ	104m	1.08	1.75
SC1812-1R5	1.5	1MHZ	117m	1.00	1.64
SC1812-2R2	2.2	1MHZ	143m	0.90	1.55
SC1812-3R3	3.3	1MHZ	169m	0.80	1.42
SC1812-4R7	4.7	1MHZ	195m	0.75	1.32
SC1812-6R8	6.8	1MHZ	260m	0.72	1.23
SC1812-100	10	1MHZ	312m	0.65	1.12
SC1812-150	15	1MHZ	416m	0.57	0.96
SC1812-220	22	1MHZ	780m	0.42	0.70
SC1812-330	33	1MHZ	1.30	0.31	0.50
SC1812-470	47	1MHZ	1.43	0.28	0.45
SC1812-680	68	1MHZ	2.21	0.22	0.38
SC1812-100	100	1MHZ	2.86	0.19	0.34
SC1812-151	150	1MHZ	4.55	0.13	0.28
SC1812-221	220	1MHZ	5.20	0.11	0.24
SC1812-331	330	1MHZ	8.84	0.10	0.19
SC1812-471	470	1KHZ	15.0	0.09	0.13



(1). Inductance tolerance for 1.0uH~6.8uH: ±20%, for 10uH~470uH: ±10%. Tested at 0.25V, 0ADC and 25°C

(2). DCR measured at 25°C.

(3). The DC current at which the inductance decreases by 10% from its initial value.

(4). The DC current that results in a 40°C temperature rise from 25°C ambient.

[Click here for QUANTITY PER REEL & PACKING INFORMATION](#)

Custom versions available upon request.