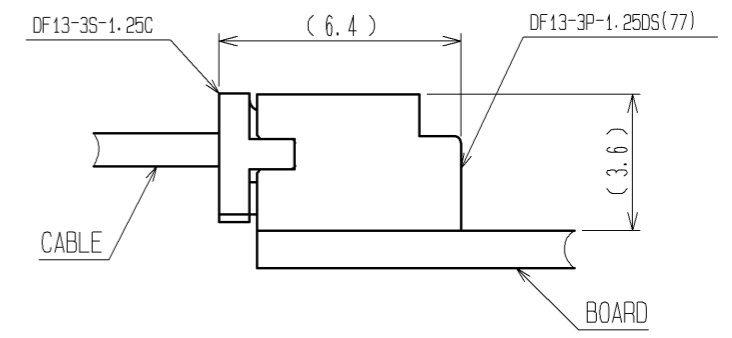
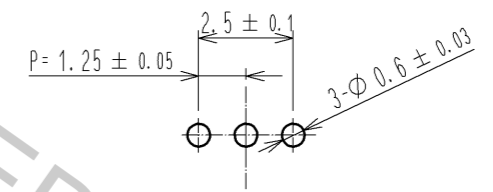


1 APPLICATION FIGURE



RECOMMENDED PATTERN (BOARD THICKNESS 1mm)

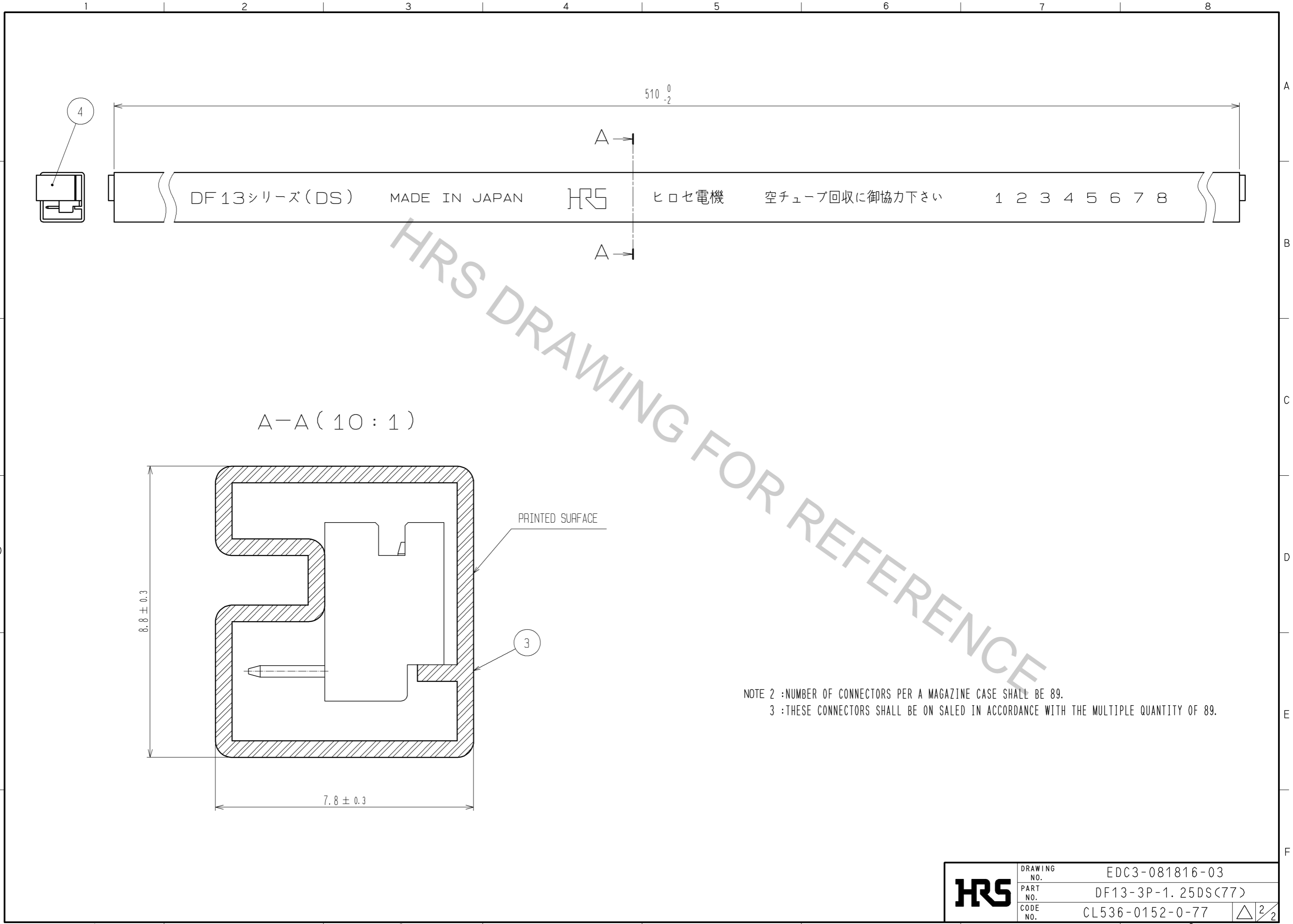


NOTE 1 WHEN THIS CONNECTOR MATES WITH DF13-3S-1.25C, THE MATING LENGTH IS 6.4mm.

2	BRASS	SURFACE:GOLD PLATED 0.76μm min. UNDER:NICKLE PLATED 0.5μm min.	4	ELASTOMER	STOPPER, GRAY
1	POLYAMIDE	BEIGE(NATURAL), UL94V-0	3	P S	ELECTROSTATIC PROTECTION, CLEAR
NO.	MATERIAL	FINISH, REMARKS	NO.	MATERIAL	FINISH, REMARKS

UNITS mm		SCALE 5 : 1	COUNT △	DESCRIPTION OF REVISIONS	DESIGNED	CHECKED	DATE
<b>HRS</b> HIROSE ELECTRIC CO., LTD.		APPROVED : TS. SAKATA	08.09.01	DRAWING NO.	EDC3-081816-03		
		CHECED : TS. KUMAZAWA	08.08.29	PART NO.	DF13-3P-1.25DS(77)		
		DESIGNED : SN. KOBAYASHI	08.08.29	CODE NO.	CL536-0152-0-77		
		DRAWN : SN. KOBAYASHI	08.08.29		△ 1/2		



HRS DRAWING FOR REFERENCE

NOTE 2 : NUMBER OF CONNECTORS PER A MAGAZINE CASE SHALL BE 89.  
 3 : THESE CONNECTORS SHALL BE ON SALED IN ACCORDANCE WITH THE MULTIPLE QUANTITY OF 89.

<b>HRS</b>	DRAWING NO.	EDC3-081816-03	
	PART NO.	DF13-3P-1.25DS<77>	
	CODE NO.	CL536-0152-0-77	△ 2/2