

STRADELLA-8-HV-T1-A

Asymmetric IESNA Type I (short) beam designed for tilted poles. Suitable for Indian EESL specification. Variant with longer distance between location pins allowing high voltage circuit designs.

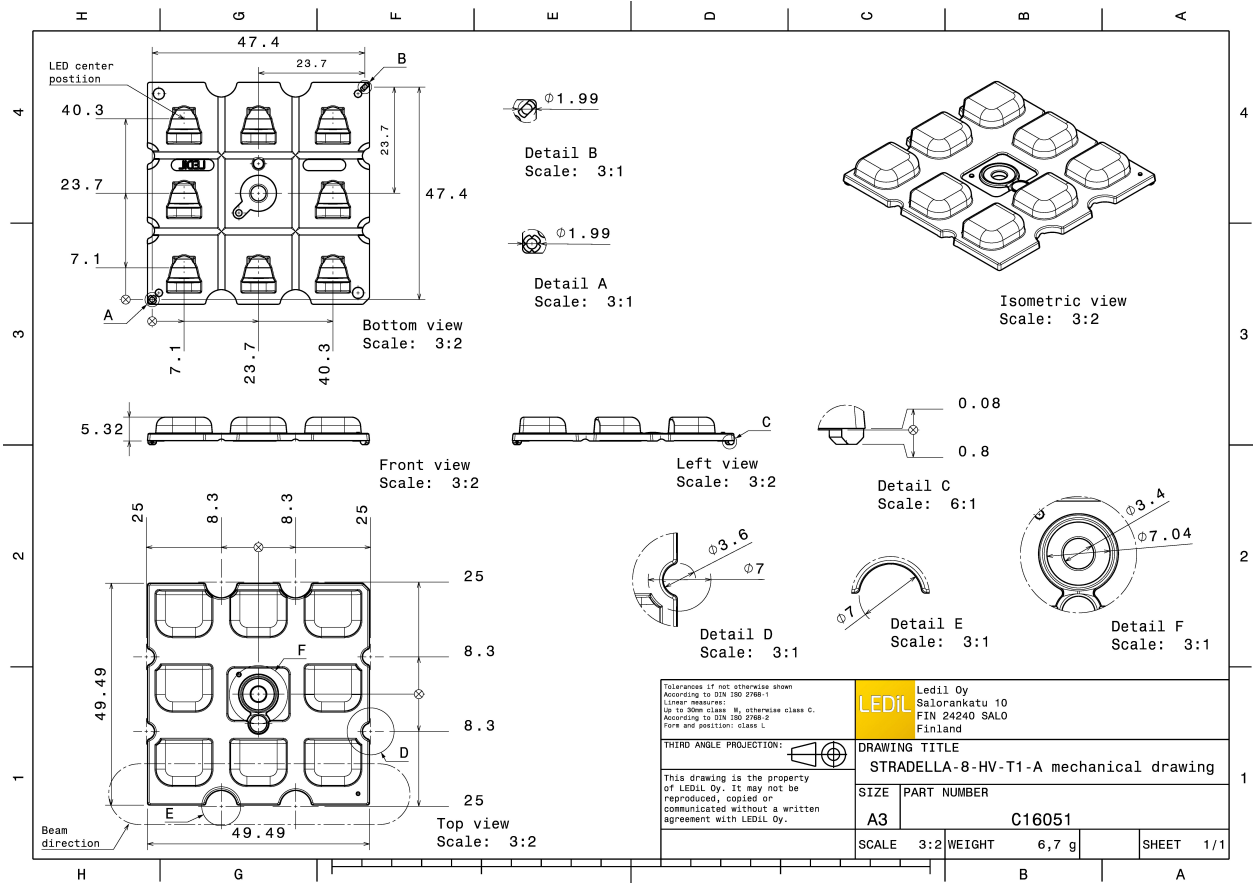
TECHNICAL SPECIFICATIONS:

Dimensions	49.5x49.5 mm
Height	5.3 mm
Fastening	pin, screw
Colour	clear
Box size	480 x 280 x 300 mm
Box weight	6.2 kg
Quantity in Box	800 pcs
ROHS compliant	yes ⓘ



MATERIAL SPECIFICATIONS:

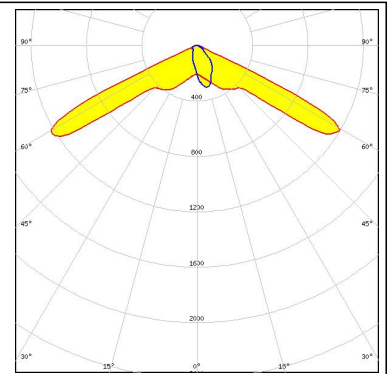
Component	Type	Material	Colour
STRADELLA-8-HV-T1-A	Lens	PMMA	clear



PHOTOMETRIC DATA (MEASURED):

CREE 

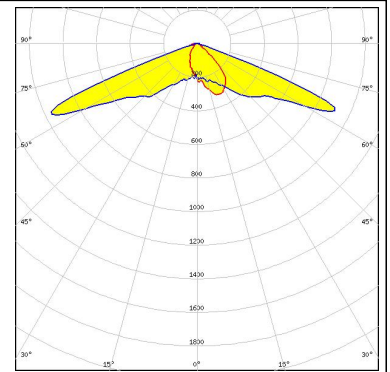
LED XD16
FWHM Asymmetric
Efficiency 94 %
Peak intensity 1.200 cd/lm
Required components:



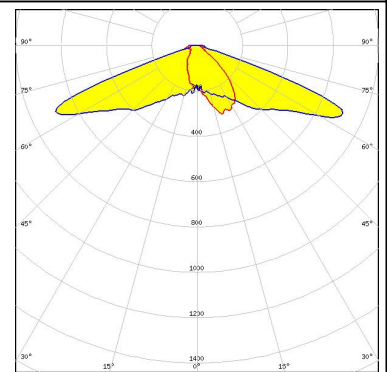
PHOTOMETRIC DATA (SIMULATED):



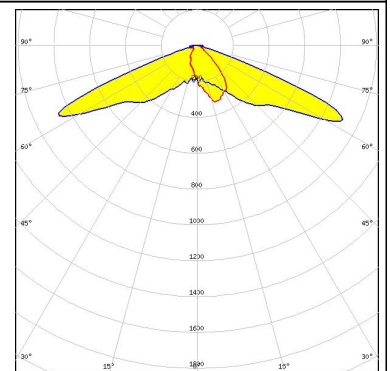
LED XP-G2
FWHM Asymmetric
Efficiency 94 %
Peak intensity 0.973 cd/lm
Required components:



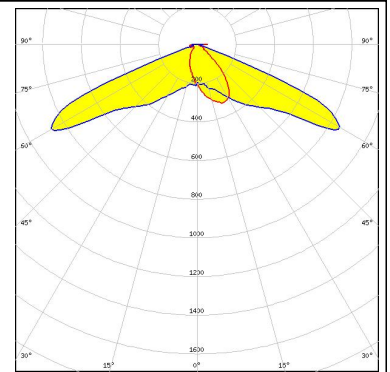
LED XP-G3
FWHM Asymmetric
Efficiency 94 %
Peak intensity 0.709 cd/lm
Required components:



LED XT-E
FWHM Asymmetric
Efficiency 94 %
Peak intensity 0.928 cd/lm
Required components:



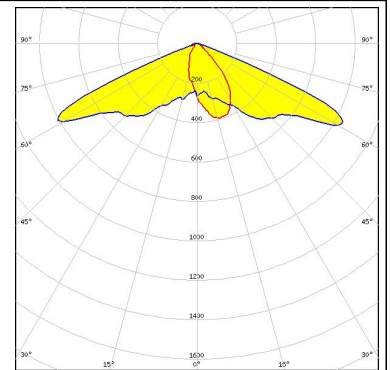
LED NVSxx19B/NVSxx19C
FWHM Asymmetric
Efficiency 94 %
Peak intensity 0.873 cd/lm
Required components:



PHOTOMETRIC DATA (SIMULATED):

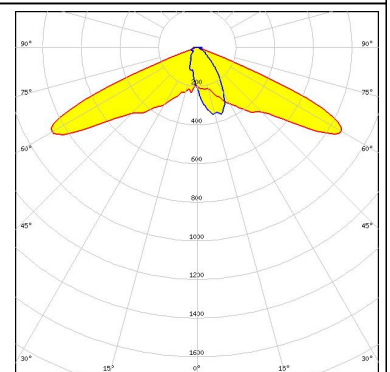
OSRAM
Opto Semiconductors

LED Oslon Square Gen3
FWHM Asymmetric
Efficiency 94 %
Peak intensity 0.887 cd/lm
Required components:



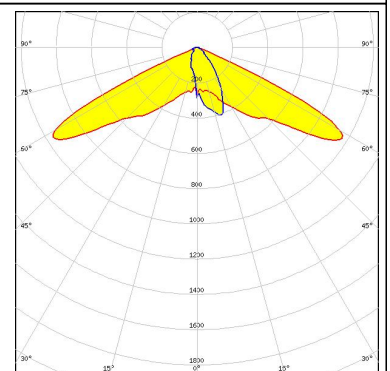
SAMSUNG

LED LH181A
FWHM Asymmetric
Efficiency 94 %
Peak intensity 0.870 cd/lm
Required components:



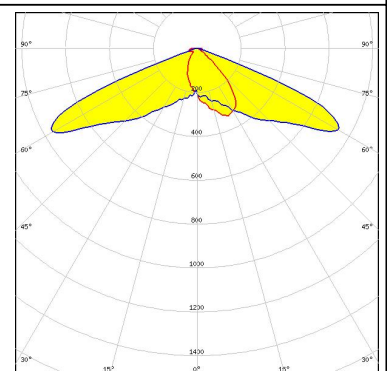
SAMSUNG

LED LH181B
FWHM Asymmetric
Efficiency 94 %
Peak intensity 0.980 cd/lm
Required components:




SAMSUNG

LED LH351B
FWHM Asymmetric
Efficiency 94 %
Peak intensity 0.769 cd/lm
Required components:



PHOTOMETRIC DATA (SIMULATED):



GENERAL INFORMATION:

NOTE: The typical beam angle will be changed by different color, chip size and chip position tolerance. The typical total beam angle is the full angle measured where the luminous intensity is half of the peak value.

MATERIALS:

As part of our continuous research and improvement processes, and to ensure the best possible quality and availability of our products, LEDiL reserves the right to change material grades without notice.

PRODUCT DATA USER AGREEMENT AND DISCLAIMER:

The measured data in the provided downloadable LEDiL Product Datasheets and Mechanical 2D-Drawings is rounded and provided as reference for planning. LEDiL Oy's optical specifications have been verified by conducting performance testing of the products in accordance with the company's quality system. The reported data are averaged results of multiple measurements with typical variation. LEDiL Oy reserves the right to without prior notification make changes and improvements to its products.

LEDiL Oy assumes neither warranty, nor guarantee nor any other liability of any kind for the contents and correctness of the provided data. The provided data has been generated with highest diligence but the provided data may in reality not represent the complete possible variation range of all intrinsic parameters. Therefore, in certain cases a deviation from the provided data could occur.

LEDiL Oy reserves the right to undertake technical changes of its products without further notification which could lead to changes in the provided data. LEDiL Oy assumes no liability of any kind for the possible deviation from any provided data or any other damage resulting from the usage of the provided data.

The user agrees to this disclaimer and user agreement with the download or usage of the provided files.

LEDiL Oy

Joensuunkatu 13
FI-24240 SALO
Finland

LEDiL Inc.

228 West Page Street
Suite D
Sycamore IL 60178
USA

Local sales and technical support

[www.ledil.com/
where_to_buy](http://www.ledil.com/where_to_buy)

Shipping locations

Salo, Finland
Hong Kong, China

Distribution Partners

[www.ledil.com/
where_to_buy](http://www.ledil.com/where_to_buy)