

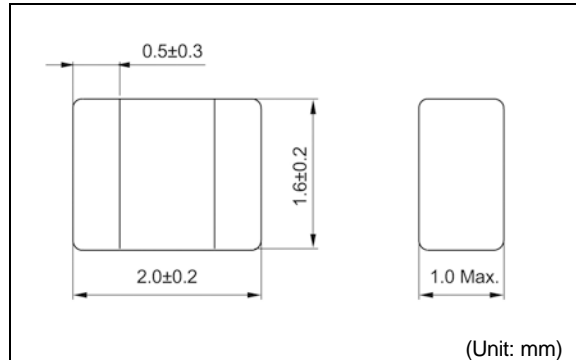

DFE201610R

85
°C

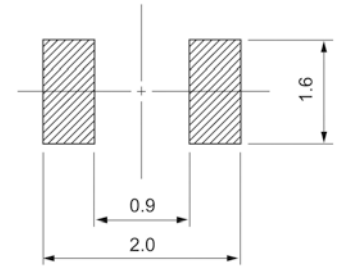
RoHS

REACH

Inductance Range: 0.47~2.2μH



Recommended patterns 推荐焊盘尺寸



(Unit: mm)

FEATURES 特点

- Miniature size: 2016 footprint (2.0mm×1.6mm) and low profile(1.0mm Max. height)
- The use of magnetic iron powder ensure capability for large current.
- The use of Flat wire for Low DC resistance.
- Magnetically shielded, low audible core noise.
- Reflow solderable.
- Operating temperature : -40~+85°C
- 小型薄型构造(2.0 × 1.6mm、高度1.0mm Max.)
- 使用合金系磁性粉，保证了大电流
- 采用平角线、低直流电阻
- 闭磁路构造、低芯片噪音
- 适合回流焊接
- 使用温度范围：-40~+85°C

STANDARD PART NUMBERS 标准零件号码

TYPE DFE201610R (Quantity/reel; 3,000 PCS)

| 零件号码 | 电感值 ⁽¹⁾ | 公差 | 测试频率 | 最大直流电阻 ⁽²⁾ | 最大电感值减小电流 ⁽³⁾ | 最大温度上升电流 ⁽³⁾ |
|----------------------|------------------------------------|---------------|----------------------|---|---|---|
| Part Number | Inductance ⁽¹⁾ L(μH) | Tolerance (%) | Test Frequency (MHz) | DC Resistance ⁽²⁾ (mΩ) Max. (Typ.) | Inductance Decrease Current ⁽³⁾ (A) Max. (Typ.) ΔL/L=30% | Temperature Rise Current ⁽³⁾ ΔT=40°C (A) Max. (Typ.) |
| DFE201610R-H-R47M=P2 | 0.47 | ±20 | 1 | 48 (37) | 3.0 (3.8) | 2.8 (3.3) |
| DFE201610R-H-1R0M=P2 | 1.0 | ±20 | 1 | 79 (66) | 2.2 (2.7) | 2.1 (2.5) |
| DFE201610R-H-1R5M=P2 | 1.5 | ±20 | 1 | 118 (98) | 1.8 (2.3) | 1.8 (2.1) |
| DFE201610R-H-2R2M=P2 | 2.2 | ±20 | 1 | 168 (140) | 1.6 (2.0) | 1.4 (1.6) |

(1) Inductance is measured with a LCR meter 4284A (Agilent Technologies) or equivalent. Test frequency at 1MHz

(2) DC resistance is measured with 34420A (Agilent Technologies) or 3541(HIOKI). (Reference ambient temperature 20°C)

(3) Maximum allowable DC current is that which causes a 30% inductance reduction from the initial value, coil temperature to rise by 40°C whichever is smaller. (Reference ambient temperature 20°C)

(1)LCR仪表4284A (Agilent Technologies)或者功能相同的仪器在1MHz下测试电感值。

(2)通过数码万用表34420A (Agilent Technologies)/ 3541(HIOKI)或者相类似的工具测试直流电阻。(环境温度为20°C)

(3)允许最大直流电的范围是以下两者中比较小的一个：从开始值降低30%的电感值，或者线圈温度升高40°C。(参考周围环境温度20°C)。