

Feed-through terminal block - PTT 1,5/S-2L BU - 3210357

Please be informed that the data shown in this PDF Document is generated from our Online Catalog. Please find the complete data in the user's documentation. Our General Terms of Use for Downloads are valid (<http://phoenixcontact.com/download>)



Feed-through terminal block, Connection method: Push-in connection, Cross section: 0.14 mm² - 1.5 mm², AWG: 26 - 14, Width: 3.5 mm, Height: 41.1 mm, Color: blue, Mounting type: NS 35/7,5, NS 35/15

Product Features

- The Push-in connection terminal blocks are characterized by the system features of the CLIPLINE complete system and by easy and tool-free wiring of conductors with ferrules or solid conductors
- The compact design and front connection enable wiring in a confined space



Key Commercial Data

Packing unit	1 pc
Minimum order quantity	50 pc
Weight per Piece (excluding packing)	8.8 g
Custom tariff number	85369010
Country of origin	Poland

Technical data

General

Number of levels	2
Number of connections	4
Nominal cross section	1.5 mm ²
Color	blue
Insulating material	PA
Flammability rating according to UL 94	V0
Rated surge voltage	6 kV
Pollution degree	3
Overvoltage category	III
Insulating material group	I
Connection in acc. with standard	IEC 60947-7-1

Feed-through terminal block - PTT 1,5/S-2L BU - 3210357

Technical data

General

Maximum load current	9 A
Nominal current I _N	9 A
Nominal voltage U _N	400 V
Open side panel	ja

Dimensions

Width	3.5 mm
End cover width	0.8 mm
Length	86 mm
Height	41.1 mm
Height NS 35/7,5	42.6 mm
Height NS 35/15	50.1 mm

Connection data

Connection method	Push-in connection
Connection in acc. with standard	IEC 60947-7-1
Conductor cross section solid min.	0.14 mm ²
Conductor cross section solid max.	1.5 mm ²
Conductor cross section AWG min.	26
Conductor cross section AWG max.	14
Conductor cross section flexible min.	0.14 mm ²
Conductor cross section flexible max.	1.5 mm ²
Min. AWG conductor cross section, flexible	26
Max. AWG conductor cross section, flexible	14
Conductor cross section flexible, with ferrule without plastic sleeve min.	0.14 mm ²
Conductor cross section flexible, with ferrule without plastic sleeve max.	1.5 mm ²
Conductor cross section flexible, with ferrule with plastic sleeve min.	0.14 mm ²
Conductor cross section flexible, with ferrule with plastic sleeve max.	1 mm ²
Stripping length	8 mm ... 10 mm
Internal cylindrical gage	A1 / B1

Classifications

eCl@ss

eCl@ss 5.1	27141120
eCl@ss 6.0	27141120
eCl@ss 8.0	27141120

Feed-through terminal block - PTT 1,5/S-2L BU - 3210357

Classifications

ETIM

ETIM 4.0	EC000902
ETIM 5.0	EC000897

Approvals

Approvals


Approvals


UL Recognized / cUL Recognized / CSA / cULus Recognized

Ex Approvals

Approvals submitted


Approval details

UL Recognized 			
		B	C
mm ² /AWG/kcmil	26-16	26-16	
Nominal current I _N	10 A	10 A	
Nominal voltage U _N	300 V	300 V	

cUL Recognized 			
		B	C
mm ² /AWG/kcmil	26-16	26-16	
Nominal current I _N	10 A	10 A	
Nominal voltage U _N	300 V	300 V	

Feed-through terminal block - PTT 1,5/S-2L BU - 3210357

Approvals

CSA 			
	B	C	
	mm ² /AWG/kcmil	26-16	26-16
	Nominal current I _N	10 A	10 A
	Nominal voltage U _N	300 V	300 V

cULus Recognized 
--

Drawings

Circuit diagram

